

## ESTADÍSTICAS DE PRECIOS Y COSTO DE LA VIDA

Precios del café en el interior del país y en Nueva York.

Variaciones del precio del café.

Índice de precios al por mayor del comercio en los Estados Unidos.

Precios de algunos metales en Nueva York.

Índice de precios al consumidor: Bogotá, Barranquilla, Bucaramanga, Cali, Manizales, Medellín y Pasto e índice nacional.

Índice del costo de la vida en Bogotá: clase media y clase obrera.

Índice del costo de la vida obrera en Medellín.

Índice de arrendamientos de viviendas en siete ciudades.

Índice de precios de los materiales de construcción en Bogotá.

Índice de precios al por mayor del comercio en general en el país.

Índice de precios de víveres en el país: I—por mayor; II—por menor.

Índice de precios de 15 artículos alimenticios en 18 ciudades e índice nacional.

Transacciones e índices de la feria semanal de ganados de Medellín.

Transacciones e índices de la feria mensual de Cartago.

Transacciones e índices de la feria semanal de Zipaquirá.

Transacciones e índices de la feria semanal de Facatativá.

## PRECIOS DEL CAFE EN EL INTERIOR DEL PAIS (1)

Promedio de las cotizaciones diarias

CUADRO LXXI

(En pesos)

| AÑOS Y MESES        | ARMENIA               | ARMERO                                 | BOGOTA                                 | BUCARA-MANGA                     | CALI                  | CUCUTA                           |  | GIRARDOT                               | HONDA                                  | IBAGUE                                 | LIBANO                                 |
|---------------------|-----------------------|--|--|----------------------------------|-----------------------|----------------------------------|--|--|--|--|--|
|                     | Pergamino corriente @ | Pergamino corriente Carga de 125 kilos | Pergamino corriente Carga de 125 kilos | Pilado lavado Carga de 125 kilos | Pergamino corriente @ | Pilado lavado Carga de 125 kilos | Pergamino corriente Carga de 125 kilos | Pergamino corriente Carga de 125 kilos | Pergamino corriente Carga de 125 kilos | Pergamino corriente Carga de 125 kilos | Pergamino corriente Carga de 125 kilos |
| 1959 Promedio....   | 38.75                 | 387.53                                 | 387.53                                 | 455.49                           | 38.75                 | 455.49                           | 387.53                                 | 387.53                                 | 387.53                                 | 387.53                                 | 387.53                                 |
| 1960 Promedio....   | 42.93                 | 429.29                                 | 429.29                                 | 493.80                           | 42.93                 | 493.80                           | 429.29                                 | 429.29                                 | 429.29                                 | 429.29                                 | 429.29                                 |
| 1961 Promedio....   | 47.13                 | 471.30                                 | 471.30                                 | 513.10                           | 47.13                 | 513.10                           | 471.30                                 | 471.30                                 | 471.30                                 | 471.30                                 | 471.30                                 |
| 1962 Promedio....   | 47.79                 | 477.90                                 | 477.90                                 | 524.22                           | 47.79                 | 524.22                           | 477.90                                 | 477.90                                 | 477.90                                 | 477.90                                 | 477.90                                 |
| 1963 Promedio....   | 55.55                 | 455.52                                 | 555.52                                 | 587.71                           | 55.55                 | 587.71                           | 555.52                                 | 555.52                                 | 555.52                                 | 555.52                                 | 555.52                                 |
| 1963 Septiembre.... | 56.50                 | 565.00                                 | 565.00                                 | 595.00                           | 56.50                 | 595.00                           | 565.00                                 | 565.00                                 | 565.00                                 | 565.00                                 | 565.00                                 |
| 1963 Octubre....    | 56.50                 | 565.00                                 | 565.00                                 | 595.00                           | 56.50                 | 595.00                           | 565.00                                 | 565.00                                 | 565.00                                 | 565.00                                 | 565.00                                 |
| 1963 Noviembre....  | 56.50                 | 565.00                                 | 565.00                                 | 595.00                           | 56.50                 | 595.00                           | 565.00                                 | 565.00                                 | 565.00                                 | 565.00                                 | 565.00                                 |
| 1963 Diciembre....  | 56.50                 | 565.00                                 | 565.00                                 | 595.00                           | 56.50                 | 595.00                           | 565.00                                 | 565.00                                 | 565.00                                 | 565.00                                 | 565.00                                 |
| 1964 Enero.....     | 63.34                 | 633.40                                 | 633.40                                 | 667.20                           | 63.34                 | 667.20                           | 633.40                                 | 633.40                                 | 633.40                                 | 633.40                                 | 633.40                                 |
| 1964 Febrero....    | 65.50                 | 655.00                                 | 655.00                                 | 690.00                           | 65.50                 | 690.00                           | 655.00                                 | 655.00                                 | 655.00                                 | 655.00                                 | 655.00                                 |
| 1964 Marzo.....     | 71.41                 | 714.13                                 | 714.13                                 | 739.89                           | 71.41                 | 739.89                           | 714.13                                 | 714.13                                 | 714.13                                 | 714.13                                 | 714.13                                 |
| 1964 Abril.....     | 73.50                 | 735.00                                 | 735.00                                 | 757.50                           | 73.50                 | 757.50                           | 735.00                                 | 735.00                                 | 735.00                                 | 735.00                                 | 735.00                                 |
| 1964 Mayo.....      | 73.50                 | 735.00                                 | 735.00                                 | 757.50                           | 73.50                 | 757.50                           | 735.00                                 | 735.00                                 | 735.00                                 | 735.00                                 | 735.00                                 |
| 1964 Junio.....     | 73.50                 | 735.00                                 | 735.00                                 | 757.50                           | 73.50                 | 757.50                           | 735.00                                 | 735.00                                 | 735.00                                 | 735.00                                 | 735.00                                 |
| 1964 Julio.....     | 73.50                 | 735.00                                 | 735.00                                 | 757.50                           | 73.50                 | 757.50                           | 735.00                                 | 735.00                                 | 735.00                                 | 735.00                                 | 735.00                                 |
| 1964 Agosto.....    | 73.50                 | 735.00                                 | 735.00                                 | 757.50                           | 73.50                 | 757.50                           | 735.00                                 | 735.00                                 | 735.00                                 | 735.00                                 | 735.00                                 |
| 1964 Septiembre.... | 73.50                 | 735.00                                 | 735.00                                 | 757.50                           | 73.50                 | 757.50                           | 735.00                                 | 735.00                                 | 735.00                                 | 735.00                                 | 735.00                                 |

| AÑOS Y MESES        | MANIZALES             | MEDELLIN              | NEIVA                                  | PASTO                 | PEREIRA               | POPAYAN               | OCAÑA                            |  | SANTA MARTA                            | SEVILLA               |
|---------------------|-----------------------|-----------------------|--|-----------------------|-----------------------|-----------------------|----------------------------------|--|--|-----------------------|
|                     | Pergamino corriente @ | Pergamino corriente @ | Pergamino corriente Carga de 125 kilos | Pergamino corriente @ | Pergamino corriente @ | Pergamino corriente @ | Pilado lavado Carga de 125 kilos | Pergamino corriente Carga de 125 kilos | Pergamino corriente Carga de 125 kilos | Pergamino corriente @ |
| 1959 Promedio.....  | 38.75                 | 38.75                 | 387.53                                 | 38.75                 | 38.75                 | 38.75                 | 455.49                           | 387.53                                 | 387.53                                 | 38.75                 |
| 1960 Promedio.....  | 42.93                 | 42.93                 | 429.29                                 | 42.93                 | 42.93                 | 42.93                 | 493.80                           | 429.29                                 | 429.29                                 | 42.93                 |
| 1961 Promedio.....  | 47.13                 | 47.13                 | 471.30                                 | 47.13                 | 47.13                 | 47.13                 | 513.10                           | 471.30                                 | 471.30                                 | 47.13                 |
| 1962 Promedio.....  | 47.79                 | 47.79                 | 477.90                                 | 47.79                 | 47.79                 | 47.79                 | 524.22                           | 477.90                                 | 477.90                                 | 47.79                 |
| 1963 Promedio.....  | 55.55                 | 55.55                 | 555.52                                 | 55.55                 | 55.55                 | 55.55                 | 587.71                           | 555.52                                 | 555.52                                 | 55.55                 |
| 1963 Septiembre.... | 56.50                 | 56.50                 | 565.00                                 | 56.50                 | 56.50                 | 56.50                 | 595.00                           | 565.00                                 | 565.00                                 | 56.50                 |
| 1963 Octubre.....   | 56.50                 | 56.50                 | 565.00                                 | 56.50                 | 56.50                 | 56.50                 | 595.00                           | 565.00                                 | 565.00                                 | 56.50                 |
| 1963 Noviembre....  | 56.50                 | 56.50                 | 565.00                                 | 56.50                 | 56.50                 | 56.50                 | 595.00                           | 565.00                                 | 565.00                                 | 56.50                 |
| 1963 Diciembre....  | 56.50                 | 56.50                 | 565.00                                 | 56.50                 | 56.50                 | 56.50                 | 595.00                           | 565.00                                 | 565.00                                 | 56.50                 |
| 1964 Enero.....     | 63.34                 | 63.34                 | 633.40                                 | 63.34                 | 63.34                 | 63.34                 | 667.20                           | 633.40                                 | 633.40                                 | 63.34                 |
| 1964 Febrero....    | 65.50                 | 65.50                 | 655.00                                 | 65.50                 | 65.50                 | 65.50                 | 690.00                           | 655.00                                 | 655.00                                 | 65.50                 |
| 1964 Marzo.....     | 71.41                 | 71.41                 | 714.13                                 | 71.41                 | 71.41                 | 71.41                 | 739.89                           | 714.13                                 | 714.13                                 | 71.41                 |
| 1964 Abril.....     | 73.50                 | 73.50                 | 735.00                                 | 73.50                 | 73.50                 | 73.50                 | 757.50                           | 735.00                                 | 735.00                                 | 73.50                 |
| 1964 Mayo.....      | 73.50                 | 73.50                 | 735.00                                 | 73.50                 | 73.50                 | 73.50                 | 757.50                           | 735.00                                 | 735.00                                 | 73.50                 |
| 1964 Junio.....     | 73.50                 | 73.50                 | 735.00                                 | 73.50                 | 73.50                 | 73.50                 | 757.50                           | 735.00                                 | 735.00                                 | 73.50                 |
| 1964 Julio.....     | 73.50                 | 73.50                 | 735.00                                 | 73.50                 | 73.50                 | 73.50                 | 757.50                           | 735.00                                 | 735.00                                 | 73.50                 |
| 1964 Agosto.....    | 73.50                 | 73.50                 | 735.00                                 | 73.50                 | 73.50                 | 73.50                 | 757.50                           | 735.00                                 | 735.00                                 | 73.50                 |
| 1964 Septiembre.... | 73.50                 | 73.50                 | 735.00                                 | 73.50                 | 73.50                 | 73.50                 | 757.50                           | 735.00                                 | 735.00                                 | 73.50                 |

(1) Datos de la Federación Nacional de Cafeteros.

## PRECIOS DEL CAFE EN NUEVA YORK (1)

Promedio de las cotizaciones diarias en centavos de dólar por libra de 453.6 gramos

CUADRO LXXII

| AÑOS Y MESES     | MANIZALES | MEDELLIN | ARMENIA | BOGOTA GIRARDOT TOLIMA | SEVILLA | CUCUTA | BUCARA-MANGA | POPAYAN | LA CUMBRE | OCAÑA SANTA MARTA | CAFES DEL BRASIL |              |
|------------------|-----------|----------|---------|------------------------|---------|--------|--------------|---------|-----------|-------------------|------------------|--------------|
|                  |           |          |         |                        |         |        |              |         |           |                   | PARANA TIPO 4    | SANTOS No. 4 |
| 1959 Prom....    | 45.21     | 45.21    | 45.21   | 44.93                  | 45.21   | 44.93  | 44.93        | 44.93   | 44.93     | 44.93             | 33.38            | 36.97        |
| 1960 Prom....    | 44.89     | 44.89    | 44.89   | 44.60                  | 44.89   | 44.60  | 44.60        | 44.60   | 44.60     | 44.60             | 34.14            | 36.59        |
| 1961 Prom....    | 43.62     | 43.62    | 43.62   | 43.37                  | 43.62   | 43.37  | 43.37        | 43.37   | 43.37     | 43.37             | 33.45            | 36.01        |
| 1962 Prom....    | 40.77     | 40.77    | 40.77   | 37.12                  | 40.77   | 37.12  | 37.12        | 37.12   | 37.12     | 37.12             | 32.65            | 33.90        |
| 1963 Prom....    | 39.55     | 39.55    | 39.55   | 39.37                  | 39.55   | 39.37  | 39.37        | 39.37   | 39.37     | 39.37             | 32.94            | 34.11        |
| 1963 Sebpre....  | 39.38     | 39.38    | .....   | .....                  | .....   | .....  | .....        | .....   | .....     | .....             | 32.05            | 32.95        |
| 1963 Octubre.... | 39.48     | 39.48    | 39.48   | 39.48                  | 39.48   | 39.48  | 39.48        | 39.48   | 39.48     | 39.48             | 34.03            | 34.98        |
| 1963 Novbre....  | 39.60     | 39.60    | 39.60   | 39.60                  | 39.60   | 39.60  | 39.60        | 39.60   | 39.60     | 39.60             | 35.63            | 36.55        |
| 1963 Dicbre....  | 39.28     | 39.28    | 39.28   | 39.28                  | 39.28   | 39.28  | 39.28        | 39.28   | 39.28     | 39.28             | 36.73            | 37.45        |
| 1964 Enero.....  | 45.00     | 45.00    | 45.00   | 45.00                  | 45.00   | 45.00  | 45.00        | 45.00   | 45.00     | 45.00             | 44.18            | 44.83        |
| 1964 Febrero.... | 45.70     | 45.70    | 45.70   | 45.70                  | 45.70   | 45.70  | 45.70        | 45.70   | 45.70     | 45.70             | 45.35            | 46.30        |
| 1964 Marzo.....  | 49.95     | 49.95    | 49.95   | 49.95                  | 49.95   | 49.95  | 49.95        | 49.95   | 49.95     | 49.95             | 48.35            | 49.85        |
| 1964 Abril.....  | 48.55     | 48.55    | 48.55   | 48.55                  | 48.55   | 48.55  | 48.55        | 48.55   | 48.55     | 48.55             | 46.70            | 48.60        |
| 1964 Mayo.....   | 49.28     | 49.28    | 49.28   | 49.28                  | 49.28   | 49.28  | 49.28        | 49.28   | 49.28     | 49.28             | 45.60            | 47.35        |
| 1964 Junio.....  | 48.60     | 48.60    | 48.60   | 48.60                  | 48.60   | 48.60  | 48.60        | 48.60   | 48.60     | 48.60             | 45.25            | 46.90        |
| 1964 Julio.....  | 49.33     | 49.33    | 49.33   | 49.33                  | 49.33   | 49.33  | 49.33        | 49.33   | 49.33     | 49.33             | 44.88            | 46.65        |
| 1964 Agosto..... | 50.58     | 50.58    | 50.58   | 50.58                  | 50.58   | 50.58  | 50.58        | 50.58   | 50.58     | 50.58             | 44.25            | 45.83        |
| 1964 Sebpre....  | 50.05     | 50.05    | 50.05   | 50.05                  | 50.05   | 50.05  | 50.05        | 50.05   | 50.05     | 50.05             | 43.98            | 45.00        |

(1) Datos de la Federación Nacional de Cafeteros. ... = No hubo cotización.



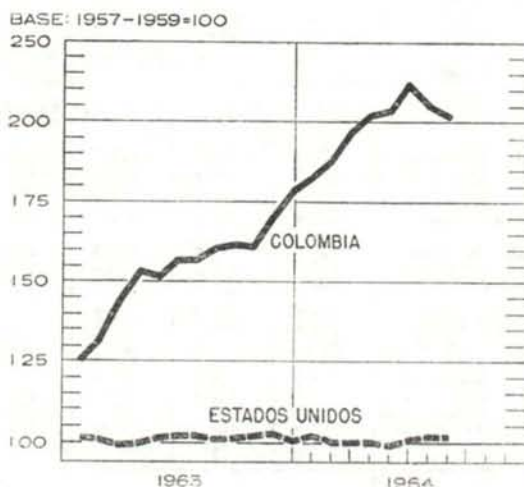
## VARIACIONES DEL PRECIO DEL CAFE

INDICE DEL PRECIO DE LOS ALIMENTOS  
EN COLOMBIA Y EN LOS ESTADOS UNIDOS

CUADRO LXXIII

| AÑOS Y MESES | MANIZALES       |   |                 |   | MEDELLIN        |   |                 |   |
|--------------|-----------------|---|-----------------|---|-----------------|---|-----------------|---|
|              | En el interior  |   | En Nueva York   |   | En el interior  |   | En Nueva York   |   |
|              | Indice 1934=100 | % de variación respecto al mes anterior | Indice 1934=100 | % de variación respecto al mes anterior | Indice 1934=100 | % de variación respecto al mes anterior | Indice 1934=100 | % de variación respecto al mes anterior |
| 1959         | 1.067.5         | -17.1                                   | 380.0           | -13.6                                   | 1.006.5         | -17.1                                   | 313.7           | -13.6                                   |
| 1960         | 1.182.6         | 10.8                                    | 327.7           | -13.8                                   | 1.115.1         | 10.8                                    | 311.5           | -0.7                                    |
| 1961         | 1.298.4         | 4.5                                     | 318.4           | -0.2                                    | 1.224.2         | 4.6                                     | 303.0           | 0.0                                     |
| 1962         | 1.316.5         | 0.3                                     | 297.6           | -6.6                                    | 1.241.3         | 0.3                                     | 282.9           | -6.5                                    |
| 1963         | 1.530.4         | 12.7                                    | 289.4           | 0.9                                     | 1.442.9         | 12.7                                    | 274.5           | 0.3                                     |
| 1963 Sep.    | 1.556.5         | 0.0                                     | 287.4           | -0.3                                    | 1.467.5         | 0.0                                     | 273.3           | -0.3                                    |
| Oct.         | 1.556.5         | 0.0                                     | 288.2           | 0.3                                     | 1.467.5         | 0.0                                     | 274.0           | 0.3                                     |
| Nov.         | 1.556.5         | 0.0                                     | 289.1           | 0.3                                     | 1.467.5         | 0.0                                     | 274.8           | 0.3                                     |
| Dic.         | 1.556.5         | 0.0                                     | 286.7           | -0.8                                    | 1.467.5         | 0.0                                     | 272.6           | -0.8                                    |
| 1964 Ene.    | 1.744.9         | 12.1                                    | 328.5           | 14.6                                    | 1.645.2         | 12.1                                    | 312.3           | 14.6                                    |
| Feb.         | 1.804.4         | 3.4                                     | 335.8           | 2.2                                     | 1.701.3         | 3.4                                     | 317.1           | 1.5                                     |
| Mar.         | 1.967.2         | 9.0                                     | 364.6           | 8.6                                     | 1.854.8         | 9.0                                     | 346.6           | 9.3                                     |
| Abr.         | 2.024.8         | 2.9                                     | 354.4           | -2.8                                    | 1.909.1         | 2.9                                     | 326.9           | -2.8                                    |
| May.         | 2.024.8         | 0.0                                     | 359.7           | -1.5                                    | 1.909.1         | 0.0                                     | 342.0           | 1.5                                     |
| Jun.         | 2.024.8         | 0.0                                     | 354.7           | -1.4                                    | 1.909.1         | 0.0                                     | 337.3           | -1.4                                    |
| Jul.         | 2.024.8         | 0.0                                     | 360.1           | 1.6                                     | 1.909.1         | 0.0                                     | 342.3           | 1.5                                     |
| Ago.         | 2.024.8         | 0.0                                     | 369.2           | 2.5                                     | 1.909.1         | 0.0                                     | 351.0           | 2.5                                     |
| Sep.         | 2.024.8         | 0.0                                     | 365.3           | -1.1                                    | 1.909.1         | 0.0                                     | 347.3           | -1.1                                    |

GRAFICO 3



## INDICE DE PRECIOS AL POR MAYOR DEL COMERCIO EN GENERAL EN ESTADOS UNIDOS (1)

CUADRO LXXIV

(Base: 1957 - 1959 = 100)

| AÑOS Y MESES | OTROS ARTICULOS |        |                                       |                   |            |           | Alimentos elaborados | Productos agrícolas | Indice total | Relación porcentual de precios de víveres en Colombia y en E.U. (3) |
|--------------|-----------------|--------|---------------------------------------|-------------------|------------|-----------|----------------------|---------------------|--------------|---|
|              | Varios          | Tabaco | Estructuras de minerales no metálicos | Muebles y enseres | Maquinaria | Total (2) |                      |                     |              |   |
| 1959         | 101.9           | 102.2  | 101.2                                 | 100.4             | 102.2      | 101.3     | 99.2                 | 97.2                | 100.6        | 99.2  |
| 1960         | 99.3            | 102.5  | 101.4                                 | 100.1             | 102.4      | 101.3     | 100.0                | 96.9                | 100.7        | 112.6   |
| 1961         | 103.9           | 103.2  | 101.8                                 | 99.5              | 102.3      | 100.8     | 100.7                | 96.0                | 100.3        | 122.2   |
| 1962         | 107.3           | 104.1  | 101.8                                 | 98.8              | 102.3      | 100.8     | 101.2                | 97.7                | 100.6        | 121.1   |
| 1963         | 110.4           | 106.1  | 101.3                                 | 98.1              | 102.2      | 100.7     | 101.1                | 95.7                | 100.3        | 154.4   |
| 1963 Agosto  | 111.1           | 107.5  | 101.0                                 | 98.1              | 102.1      | 100.8     | 100.9                | 96.3                | 100.4        | 159.7   |
| Septiembre   | 111.8           | 107.5  | 101.1                                 | 98.1              | 102.2      | 100.7     | 100.9                | 95.5                | 100.3        | 161.9   |
| Octubre      | 111.2           | 107.5  | 101.3                                 | 98.1              | 102.3      | 100.9     | 102.2                | 95.1                | 100.5        | 161.4   |
| Noviembre    | 110.9           | 107.5  | 101.2                                 | 98.1              | 102.5      | 100.9     | 102.5                | 96.2                | 100.7        | 170.1   |
| Diciembre    | 112.2           | 107.5  | 101.3                                 | 98.0              | 102.6      | 101.2     | 100.4                | 93.3                | 100.3        | 178.5   |
| 1964 Enero   | 112.6           | 107.6  | 101.1                                 | 98.4              | 102.5      | 101.3     | 102.5                | 96.3                | 101.0        | 177.4   |
| Febrero      | 110.9           | 107.1  | 101.2                                 | 98.5              | 102.5      | 101.2     | 100.9                | 94.5                | 100.5        | 184.8   |
| Marzo        | 109.8           | 107.1  | 101.1                                 | 98.5              | 102.7      | 101.1     | 100.5                | 95.2                | 100.4        | 192.9   |
| Abril        | 109.5           | 107.1  | 101.3                                 | 98.6              | 102.9      | 101.1     | 100.4                | 94.4                | 100.3        | 201.4   |
| Mayo         | 107.2           | 107.3  | 101.3                                 | 98.6              | 103.3      | 101.1     | 99.4                 | 93.7                | 100.1        | 209.3   |
| Junio        | 106.7           | 107.4  | 101.4                                 | 98.5              | 103.0      | 100.9     | 100.2                | 93.2                | 100.0        | 214.6   |
| Julio        | 107.5r          | 107.3r | 101.5                                 | 98.6r             | 103.1r     | 101.1     | 101.2                | 94.1                | 100.4        | 208.0   |
| Agosto       | 107.4           | 107.5  | 101.6                                 | 98.6              | 103.0      | 101.1     | 101.0                | 93.6                | 100.3        | 200.1   |

(1) Elaborados por el Bureau of Labor Statistics de los Estados Unidos. Los que aparecen en la presente entrega, corresponden a la nueva base adoptada por la mencionada oficina (ver el Federal Reserve Bulletin, abril de 1962, página 468) y reemplazan por tanto a los que se venían insertando con

base en 1947-1949. (2) Incluye otros índices. (3) Esta relación resulta de dividir el índice total de precios de víveres al por mayor en el país (Cuadro LXXXIV) por el índice de alimentos elaborados en los Estados Unidos, previo ajuste de las bases. r = Revisado.

## PRECIOS DE ALGUNOS METALES EN NUEVA YORK (1)

CUADRO LXXV

(En US\$)

| AÑOS Y MESES | Oro onza troy | Platino onza troy | Plata en barras onza troy | Iridium onza troy | Níquel electrolítico libra | Aluminio puro libra | Mercurio franco (76) libras | Plomo en lingotes libra | ZINC (LIBRA) |               | COBRE ELECTROLITICO (LIBRA) |               |
|--------------|---------------|-------------------|---------------------------|-------------------|----------------------------|---------------------|-----------------------------|-------------------------|--------------|---------------|-----------------------------|---------------|
|              |               |                   |                           |                   |                            |                     |                             |                         | 99.99%       | N.Y. refinado | F.A.S. N. York              | N.Y. refinado |
| 1959 Prom.   | 35.00         | 73.0767           | 0.9120                    | 73.611            | 0.7400                     | 0.2470              | 228.8558                    | 0.12181                 | 0.12515      | 0.1191        | 0.3172                      | 0.3214        |
| 1960 Prom.   | 35.00         | 80.7500           | 0.9138                    | 75.000            | 0.7400                     | 0.2595              | 211.4308                    | 0.11958                 | 0.14146      | 0.1353        | 0.3157                      | 0.3261        |
| 1961 Prom.   | 35.00         | 79.5000           | 0.9138                    | 74.167            | 0.7763                     | 0.2533              | 197.5000                    | 0.10875                 | 0.12613      | 0.1215        | 0.2929                      | 0.3005        |
| 1962 Prom.   | 35.00         | 77.5000           | 1.0854                    | 67.417            | 0.7994                     | 0.2400              | 190.6667                    | 0.09540                 | 0.12350      | 0.1200        | 0.2913                      | 0.3032        |
| 1963 Prom.   | 35.00         | 78.1667           | 1.8096                    | 68.417            | 0.7900                     | 0.2354              | 187.9167                    | 1.04583                 | 0.12829      | 0.1238        | 0.2848                      | 0.3086        |
| 1963 Octubre | 35.00         | 79.00             | 2.9200                    | 74.00             | 0.7900                     | 0.230               | 185.00                      | 0.1175                  | 0.1350       | 0.1300        | 0.2845                      | 0.3100        |
| Novbre.      | 35.00         | 82.00             | 2.9200                    | 74.00             | 0.7900                     | 0.230               | 185.00                      | 0.1200                  | 0.1350       | 0.1300        | 0.2845                      | 0.3100        |
| Diebre.      | 35.00         | 82.00             | 2.9200                    | 74.00             | 0.7900                     | 0.230               | 185.00                      | 0.1200                  | 0.1350       | 0.1300        | 0.2845                      | 0.3100        |
| 1964 Enero   | 35.00         | 89.00             | 1.2890                    | 74.00             | 0.7900                     | 0.230               | 237.00                      | 0.1300                  | 0.1385       | 0.1350        | 0.3100                      | 0.3100        |
| Febrero      | 35.00         | 89.00             | 1.2890                    | 74.00             | 0.7900                     | 0.230               | 237.00                      | 0.1300                  | 0.1385       | 0.1350        | 0.3100                      | 0.3100        |
| Marzo        | 35.00         | 94.00             | 1.2930                    | 74.00             | 0.7900                     | 0.235               | 261.00                      | 0.1300                  | 0.1385       | 0.1350        | 0.3100                      | 0.3100        |
| Abril        | 35.00         | (...)             | (...)                     | (...)             | (...)                      | (...)               | (...)                       | (...)                   | (...)        | (...)         | (...)                       | (...)         |
| Mayo         | 35.00         | (...)             | (...)                     | (...)             | (...)                      | (...)               | (...)                       | (...)                   | (...)        | (...)         | (...)                       | (...)         |
| Junio        | 35.00         | (...)             | (...)                     | (...)             | (...)                      | (...)               | (...)                       | (...)                   | (...)        | (...)         | (...)                       | (...)         |
| Julio        | 35.00         | (...)             | (...)                     | (...)             | (...)                      | (...)               | (...)                       | (...)                   | (...)        | (...)         | (...)                       | (...)         |
| Agosto       | 35.00         | 142.00            | 1.2930                    | 100.00            | 0.7900                     | 0.240               | 285.00                      | 0.1300                  | 0.1460       | 0.1400        | 0.3200                      | 0.3200        |
| Sepbre.      | 35.00         | 143.00            | 1.2930                    | 100.00            | 0.7900                     | 0.240               | 285.00                      | 0.1300                  | 0.1460       | 0.1400        | 0.3200                      | 0.3200        |
| Octubre      | 35.00         | 143.00            | 1.2930                    | 95.00             | 0.7900                     | 0.240               | 380.00                      | 0.1500                  | 0.1560       | 0.1500        | 0.3700                      | 0.3882        |

(1) Información del Chemical Bank & Trust Company. (...) = Pendientes de recibir datos.

## INDICE DE PRECIOS AL CONSUMIDOR (1)

CUADRO LXXVI

(Base: Julio 1954—Junio 1955=100)

| AÑOS Y MESES       | BOGOTÁ       |          |           |            |       |           |          |           |            |       |
|--------------------|--------------|----------|-----------|------------|-------|-----------|----------|-----------|------------|-------|
|                    | EMPLEADOS    |          |           |            |       | OBREROS   |          |           |            |       |
|                    | Alimentos    | Vivienda | Vestuario | Misceláneo | Total | Alimentos | Vivienda | Vestuario | Misceláneo | Total |
| 1959 Promedio..... | 152.2        | 133.7    | 147.7     | 162.2      | 147.9 | 151.2     | 143.3    | 150.1     | 165.0      | 151.5 |
| 1960 Promedio..... | 156.9        | 142.7    | 160.8     | 168.0      | 155.3 | 156.4     | 151.4    | 168.8     | 163.6      | 157.3 |
| 1961 Promedio..... | 170.7        | 151.7    | 169.5     | 183.4      | 167.4 | 175.0     | 158.8    | 171.1     | 174.6      | 171.0 |
| 1962 Promedio..... | 173.5        | 162.8    | 177.2     | 200.3      | 176.4 | 170.7     | 169.8    | 178.6     | 193.3      | 175.2 |
| 1963 Promedio..... | 231.8        | 191.3    | 228.6     | 248.6      | 221.9 | 238.7     | 204.7    | 224.8     | 249.2      | 231.2 |
| 1963 Octubre.....  | 249.8        | 201.0    | 227.3     | 258.8      | 234.4 | 263.9     | 217.6    | 233.1     | 258.5      | 249.0 |
| Noviembre.....     | 257.5        | 201.9    | 228.3     | 259.0      | 237.7 | 277.2     | 220.1    | 234.2     | 258.6      | 256.2 |
| Diciembre.....     | 260.8        | 202.4    | 229.0     | 261.2      | 239.6 | 282.1     | 221.7    | 235.8     | 262.6      | 259.8 |
| 1964 Enero.....    | 261.9        | 207.3    | 229.1     | 261.3      | 241.5 | 283.0     | 224.6    | 235.6     | 262.7      | 260.9 |
| Febrero.....       | 262.0        | 207.4    | 229.1     | 264.0      | 242.1 | 280.9     | 224.7    | 236.0     | 264.9      | 260.3 |
| Marzo.....         | 274.2        | 210.5    | 229.1     | 263.5      | 247.4 | 297.1     | 226.7    | 235.9     | 262.9      | 268.3 |
| Abril.....         | 290.2        | 210.5    | 230.8     | 269.3      | 254.7 | 318.9     | 226.9    | 236.7     | 265.5      | 279.6 |
| Mayo.....          | 304.0        | 214.2    | 232.1     | 272.2      | 261.7 | 350.7     | 228.9    | 237.9     | 270.9      | 296.7 |
| Junio.....         | 300.4        | 214.3    | 232.3     | 275.7      | 261.1 | 341.6     | 230.1    | 238.0     | 275.0      | 293.2 |
| Julio.....         | 287.6        | 215.3    | 231.7     | 275.8      | 256.6 | 305.1     | 233.5    | 237.5     | 275.1      | 276.0 |
| Agosto.....        | 279.0        | 215.5    | 231.9     | 276.6      | 253.7 | 286.5     | 233.9    | 237.5     | 275.7      | 267.1 |
| Septiembre.....    | 275.8        | 216.1    | 232.5     | 277.2      | 252.9 | 282.1     | 237.9    | 238.0     | 276.5      | 266.0 |
| Octubre.....       | 274.8        | 216.1    | 232.7     | 277.2      | 252.5 | 278.3     | 240.0    | 238.1     | 276.5      | 264.6 |
|                    | BARRANQUILLA |          |           |            |       |           |          |           |            |       |
| 1959 Promedio..... | 158.6        | 128.2    | 151.8     | 149.3      | 149.0 | 159.1     | 131.5    | 153.8     | 154.1      | 151.1 |
| 1960 Promedio..... | 166.1        | 137.8    | 161.4     | 159.2      | 157.6 | 166.6     | 139.1    | 164.4     | 163.2      | 159.1 |
| 1961 Promedio..... | 183.8        | 148.0    | 172.6     | 168.1      | 170.9 | 186.7     | 148.0    | 170.9     | 170.4      | 173.4 |
| 1962 Promedio..... | 190.1        | 162.1    | 178.6     | 183.8      | 181.1 | 190.2     | 159.9    | 176.6     | 185.9      | 180.9 |
| 1963 Promedio..... | 242.7        | 191.4    | 219.4     | 232.8      | 226.4 | 244.0     | 193.3    | 216.7     | 232.6      | 227.6 |
| 1963 Octubre.....  | 253.7        | 199.1    | 227.9     | 240.8      | 235.7 | 255.8     | 198.7    | 224.0     | 241.7      | 237.1 |
| Noviembre.....     | 261.0        | 199.1    | 230.9     | 241.8      | 239.5 | 264.0     | 199.2    | 226.2     | 242.0      | 241.7 |
| Diciembre.....     | 263.0        | 199.6    | 231.2     | 249.2      | 242.1 | 266.1     | 199.6    | 226.5     | 251.3      | 244.5 |
| 1964 Enero.....    | 268.8        | 204.5    | 231.3     | 249.6      | 246.0 | 270.2     | 200.6    | 227.1     | 251.3      | 246.9 |
| Febrero.....       | 275.3        | 204.5    | 231.4     | 254.4      | 250.0 | 276.2     | 200.6    | 227.2     | 255.8      | 250.8 |
| Marzo.....         | 280.9        | 205.6    | 231.4     | 264.7      | 255.0 | 282.9     | 204.3    | 227.3     | 264.4      | 256.5 |
| Abril.....         | 294.5        | 205.5    | 231.8     | 264.8      | 261.3 | 294.1     | 204.3    | 227.7     | 264.5      | 262.4 |
| Mayo.....          | 303.1        | 207.1    | 235.2     | 268.1      | 266.6 | 304.3     | 209.1    | 230.1     | 267.4      | 269.5 |
| Junio.....         | 313.6        | 207.3    | 235.0     | 268.4      | 271.5 | 318.5     | 209.2    | 230.1     | 272.1      | 277.8 |
| Julio.....         | 320.1        | 208.9    | 235.4     | 271.3      | 275.5 | 327.3     | 213.0    | 230.2     | 272.2      | 283.3 |
| Agosto.....        | 314.7        | 210.3    | 235.6     | 272.4      | 273.6 | 319.9     | 214.7    | 230.4     | 273.3      | 280.0 |
| Septiembre.....    | 309.0        | 214.1    | 235.8     | 273.2      | 272.1 | 310.9     | 218.2    | 230.3     | 273.6      | 276.1 |
| Octubre.....       | 300.9        | 214.4    | 236.1     | 271.8      | 268.2 | 301.2     | 218.4    | 230.5     | 272.0      | 270.8 |
|                    | BUARAMANGA   |          |           |            |       |           |          |           |            |       |
| 1959 Promedio..... | 154.4        | 152.2    | 144.2     | 162.1      | 158.4 | 159.2     | 149.5    | 150.1     | 151.0      | 155.1 |
| 1960 Promedio..... | 156.0        | 173.1    | 162.5     | 170.6      | 167.1 | 160.6     | 183.2    | 159.4     | 158.0      | 166.5 |
| 1961 Promedio..... | 170.2        | 215.0    | 169.3     | 184.4      | 188.5 | 177.7     | 216.3    | 165.9     | 170.9      | 187.0 |
| 1962 Promedio..... | 168.5        | 234.1    | 169.1     | 198.2      | 195.9 | 176.5     | 236.8    | 172.5     | 179.6      | 193.5 |
| 1963 Promedio..... | 208.1        | 268.2    | 212.2     | 250.4      | 237.5 | 221.7     | 277.8    | 206.4     | 217.4      | 235.7 |
| 1963 Octubre.....  | 224.5        | 277.3    | 222.5     | 260.1      | 250.7 | 242.0     | 290.1    | 215.3     | 226.2      | 251.9 |
| Noviembre.....     | 231.8        | 278.2    | 223.9     | 260.8      | 254.9 | 250.5     | 297.4    | 217.9     | 226.9      | 258.7 |
| Diciembre.....     | 235.9        | 281.2    | 224.3     | 262.2      | 258.0 | 254.7     | 299.6    | 217.8     | 228.5      | 261.8 |
| 1964 Enero.....    | 234.5        | 281.3    | 224.9     | 262.2      | 257.4 | 253.0     | 300.4    | 217.8     | 228.5      | 261.1 |
| Febrero.....       | 239.1        | 281.3    | 225.7     | 274.3      | 261.7 | 257.5     | 300.5    | 218.6     | 233.0      | 264.1 |
| Marzo.....         | 255.0        | 287.8    | 225.7     | 287.2      | 273.5 | 276.1     | 306.8    | 218.6     | 243.5      | 277.1 |
| Abril.....         | 270.2        | 287.8    | 226.5     | 287.4      | 281.3 | 292.1     | 306.9    | 219.2     | 243.8      | 285.8 |
| Mayo.....          | 283.1        | 292.9    | 227.6     | 287.7      | 289.3 | 308.3     | 310.7    | 221.0     | 244.1      | 295.7 |
| Junio.....         | 293.6        | 293.3    | 227.7     | 290.1      | 295.1 | 321.2     | 311.2    | 221.7     | 248.3      | 303.3 |
| Julio.....         | 285.4        | 295.4    | 229.1     | 290.4      | 291.7 | 311.9     | 315.4    | 221.8     | 248.6      | 299.5 |
| Agosto.....        | 271.1        | 295.3    | 229.4     | 285.1      | 283.7 | 294.8     | 315.3    | 222.4     | 250.1      | 290.5 |
| Septiembre.....    | 265.6        | 297.4    | 229.5     | 285.1      | 281.5 | 287.7     | 320.7    | 222.5     | 250.1      | 288.1 |
| Octubre.....       | 262.5        | 297.8    | 229.5     | 285.2      | 280.1 | 283.1     | 322.4    | 222.9     | 250.1      | 286.1 |
|                    | CALI         |          |           |            |       |           |          |           |            |       |
| 1959 Promedio..... | 152.0        | 145.7    | 148.0     | 159.8      | 151.3 | 161.4     | 143.1    | 142.6     | 170.4      | 155.8 |
| 1960 Promedio..... | 161.3        | 148.8    | 164.8     | 171.2      | 159.0 | 171.5     | 148.5    | 149.7     | 177.7      | 163.9 |
| 1961 Promedio..... | 171.5        | 154.1    | 162.6     | 178.4      | 166.7 | 183.4     | 152.9    | 156.9     | 183.1      | 172.3 |
| 1962 Promedio..... | 176.3        | 162.8    | 171.0     | 192.5      | 175.2 | 186.6     | 160.4    | 165.0     | 199.7      | 179.4 |
| 1963 Promedio..... | 228.5        | 185.9    | 214.8     | 237.9      | 216.3 | 246.1     | 186.4    | 208.1     | 261.8      | 227.2 |
| 1963 Octubre.....  | 244.2        | 192.6    | 223.9     | 256.2      | 229.2 | 262.3     | 192.5    | 217.6     | 270.8      | 240.5 |
| Noviembre.....     | 248.1        | 195.5    | 225.3     | 257.3      | 231.8 | 268.2     | 194.0    | 219.0     | 270.9      | 243.8 |
| Diciembre.....     | 253.7        | 196.2    | 225.4     | 259.8      | 234.6 | 273.9     | 194.5    | 219.2     | 274.0      | 247.1 |
| 1964 Enero.....    | 270.9        | 200.1    | 225.6     | 260.1      | 241.8 | 293.6     | 197.3    | 219.4     | 274.0      | 256.9 |
| Febrero.....       | 266.0        | 200.1    | 225.3     | 264.4      | 241.1 | 287.0     | 197.3    | 217.9     | 277.9      | 254.3 |
| Marzo.....         | 274.9        | 202.6    | 225.3     | 266.1      | 245.3 | 295.1     | 198.6    | 218.1     | 277.7      | 258.4 |
| Abril.....         | 281.9        | 202.6    | 225.3     | 266.4      | 247.8 | 305.6     | 198.3    | 218.3     | 277.9      | 263.3 |
| Mayo.....          | 191.0        | 205.6    | 226.5     | 257.0      | 252.1 | 318.4     | 202.3    | 219.8     | 278.7      | 270.6 |
| Junio.....         | 297.2        | 206.3    | 227.0     | 270.3      | 255.3 | 327.3     | 202.8    | 220.2     | 285.1      | 276.0 |
| Julio.....         | 288.8        | 211.1    | 227.4     | 271.2      | 254.0 | 314.1     | 206.3    | 220.9     | 286.2      | 271.0 |
| Agosto.....        | 285.4        | 211.7    | 226.9     | 273.1      | 253.4 | 310.5     | 207.3    | 221.2     | 287.5      | 269.8 |
| Septiembre.....    | 284.5        | 214.9    | 227.2     | 273.9      | 254.2 | 308.7     | 211.6    | 221.4     | 287.9      | 270.2 |
| Octubre.....       | 287.3        | 214.9    | 228.3     | 278.1      | 256.3 | 310.2     | 211.6    | 222.8     | 291.5      | 271.6 |

(1) Datos del Departamento Administrativo Nacional de Estadística.



## INDICE DE PRECIOS AL CONSUMIDOR (1)

CUADRO LXXVI (Continuación)

(Base: Julio 1954—Junio 1955 = 100)

| AÑOS Y MESES       | MANIZALES       |          |           |            |       |           |          |           |            |       |
|--------------------|-----------------|----------|-----------|------------|-------|-----------|----------|-----------|------------|-------|
|                    | EMPLEADOS       |          |           |            |       | OBREROS   |          |           |            |       |
|                    | Alimentos       | Vivienda | Vestuario | Misceláneo | Total | Allmentos | Vivienda | Vestuario | Misceláneo | Total |
| 1959 Promedio..... | 151.6           | 130.6    | 143.2     | 166.1      | 148.9 | 148.6     | 138.8    | 143.5     | 162.5      | 148.1 |
| 1960 Promedio..... | 160.4           | 143.7    | 152.1     | 177.7      | 159.5 | 155.9     | 152.1    | 152.5     | 173.2      | 157.6 |
| 1961 Promedio..... | 175.0           | 153.5    | 158.4     | 191.2      | 171.5 | 172.8     | 164.2    | 157.9     | 183.4      | 171.1 |
| 1962 Promedio..... | 182.1           | 170.5    | 166.1     | 201.5      | 182.0 | 177.3     | 179.0    | 163.0     | 195.2      | 179.4 |
| 1963 Promedio..... | 231.4           | 206.2    | 206.1     | 243.1      | 225.2 | 232.6     | 225.9    | 202.9     | 235.4      | 229.8 |
| 1963 Octubre.....  | 252.4           | 219.3    | 212.4     | 255.5      | 240.6 | 258.6     | 241.6    | 209.1     | 247.7      | 247.6 |
| Noviembre.....     | 256.8           | 220.6    | 215.4     | 255.7      | 243.1 | 265.2     | 243.8    | 211.3     | 247.9      | 251.6 |
| Diciembre.....     | 256.4           | 221.2    | 217.0     | 255.9      | 243.3 | 263.8     | 244.4    | 213.7     | 248.3      | 251.4 |
| 1964 Enero.....    | 273.3           | 225.2    | 217.1     | 255.9      | 251.3 | 280.5     | 247.7    | 214.7     | 248.3      | 260.4 |
| Febrero.....       | 272.1           | 225.4    | 219.5     | 259.2      | 251.9 | 280.2     | 248.0    | 215.5     | 253.1      | 261.3 |
| Marzo.....         | 280.0           | 227.9    | 219.5     | 274.7      | 259.1 | 290.8     | 251.7    | 217.5     | 256.2      | 268.1 |
| Abril.....         | 289.9           | 228.3    | 221.1     | 275.5      | 263.6 | 303.3     | 252.1    | 220.2     | 257.5      | 274.8 |
| Mayo.....          | 303.0           | 236.1    | 222.2     | 275.7      | 271.1 | 320.5     | 256.7    | 221.5     | 257.8      | 284.4 |
| Junio.....         | 314.0           | 237.4    | 223.1     | 279.6      | 276.9 | 331.5     | 258.2    | 222.4     | 265.0      | 291.5 |
| Julio.....         | 309.7           | 238.3    | 223.1     | 279.6      | 276.4 | 321.1     | 263.2    | 222.4     | 265.0      | 287.6 |
| Agosto.....        | 295.5           | 240.1    | 224.8     | 280.1      | 271.6 | 303.9     | 264.9    | 222.4     | 265.6      | 279.8 |
| Septiembre.....    | 289.6           | 244.1    | 224.9     | 280.2      | 269.0 | 291.2     | 269.8    | 222.0     | 265.7      | 274.7 |
| Octubre.....       | 288.8           | 244.7    | 224.9     | 281.1      | 269.0 | 287.3     | 270.5    | 221.5     | 267.6      | 273.3 |
|                    | MEDELLIN        |          |           |            |       |           |          |           |            |       |
| 1959 Promedio..... | 152.6           | 135.0    | 151.7     | 150.1      | 148.2 | 153.5     | 144.0    | 150.2     | 149.8      | 150.0 |
| 1960 Promedio..... | 162.8           | 147.4    | 161.3     | 164.6      | 160.0 | 163.8     | 157.2    | 160.4     | 161.0      | 161.2 |
| 1961 Promedio..... | 177.6           | 160.8    | 167.0     | 174.1      | 171.9 | 180.3     | 174.2    | 166.3     | 169.7      | 175.1 |
| 1962 Promedio..... | 185.1           | 171.6    | 177.5     | 189.2      | 182.9 | 185.9     | 192.1    | 174.6     | 184.6      | 185.9 |
| 1963 Promedio..... | 237.0           | 202.5    | 220.8     | 237.6      | 227.8 | 246.2     | 230.5    | 215.0     | 229.7      | 219.6 |
| 1963 Octubre.....  | 251.0           | 210.3    | 228.7     | 246.7      | 238.2 | 261.3     | 239.3    | 223.5     | 238.8      | 248.0 |
| Noviembre.....     | 260.2           | 213.6    | 229.0     | 246.7      | 242.3 | 276.4     | 243.4    | 224.1     | 238.8      | 256.0 |
| Diciembre.....     | 262.5           | 214.3    | 229.1     | 250.0      | 244.2 | 276.9     | 244.3    | 224.2     | 239.8      | 256.7 |
| 1964 Enero.....    | 266.8           | 216.1    | 229.4     | 250.5      | 246.3 | 282.0     | 249.6    | 224.4     | 239.8      | 260.3 |
| Febrero.....       | 269.9           | 216.1    | 230.0     | 255.9      | 249.0 | 283.9     | 249.8    | 225.0     | 243.1      | 262.0 |
| Marzo.....         | 273.3           | 226.1    | 230.2     | 259.2      | 253.6 | 287.1     | 256.0    | 225.2     | 247.6      | 265.9 |
| Abril.....         | 278.6           | 226.2    | 230.9     | 259.3      | 255.6 | 295.3     | 256.2    | 226.8     | 247.7      | 269.9 |
| Mayo.....          | 290.0           | 228.7    | 232.3     | 260.5      | 260.8 | 310.5     | 257.8    | 223.3     | 248.0      | 277.5 |
| Junio.....         | 296.7           | 228.9    | 233.0     | 265.3      | 264.6 | 319.5     | 258.0    | 223.7     | 257.1      | 283.6 |
| Julio.....         | 297.1           | 232.5    | 233.0     | 265.4      | 265.7 | 318.3     | 261.4    | 223.9     | 257.3      | 283.9 |
| Agosto.....        | 289.2           | 232.9    | 233.1     | 266.8      | 263.4 | 308.0     | 262.3    | 223.2     | 261.2      | 280.2 |
| Septiembre.....    | 283.4           | 236.6    | 234.2     | 267.5      | 262.6 | 300.9     | 265.2    | 230.0     | 261.2      | 277.7 |
| Octubre.....       | 278.4           | 236.6    | 235.1     | 268.3      | 261.2 | 292.4     | 265.3    | 232.4     | 262.0      | 274.2 |
|                    | PASTO           |          |           |            |       |           |          |           |            |       |
| 1959 Promedio..... | 149.2           | 128.2    | 146.5     | 157.9      | 145.2 | 148.0     | 154.7    | 154.1     | 151.7      | 150.9 |
| 1960 Promedio..... | 155.2           | 138.4    | 155.9     | 169.0      | 153.3 | 154.2     | 163.6    | 163.4     | 167.1      | 159.4 |
| 1961 Promedio..... | 176.9           | 151.2    | 165.1     | 178.3      | 169.6 | 177.7     | 175.1    | 171.0     | 182.2      | 177.3 |
| 1962 Promedio..... | 177.8           | 174.4    | 173.8     | 189.5      | 177.9 | 174.7     | 189.7    | 178.0     | 196.1      | 182.2 |
| 1963 Promedio..... | 232.6           | 214.5    | 213.5     | 231.1      | 225.3 | 236.1     | 226.5    | 215.0     | 231.8      | 231.8 |
| 1963 Octubre.....  | 259.7           | 225.5    | 222.0     | 249.8      | 245.1 | 266.8     | 234.8    | 223.7     | 263.6      | 254.8 |
| Noviembre.....     | 269.0           | 223.8    | 221.4     | 249.5      | 250.3 | 278.1     | 236.8    | 223.3     | 263.4      | 261.1 |
| Diciembre.....     | 265.0           | 229.4    | 222.8     | 249.5      | 248.7 | 271.8     | 237.1    | 225.6     | 263.4      | 258.1 |
| 1964 Enero.....    | 271.9           | 243.2    | 223.3     | 249.6      | 255.4 | 276.7     | 243.2    | 225.7     | 263.5      | 262.2 |
| Febrero.....       | 269.0           | 241.4    | 224.3     | 255.9      | 254.7 | 271.1     | 241.4    | 225.0     | 266.3      | 259.5 |
| Marzo.....         | 282.3           | 243.9    | 224.3     | 257.8      | 262.1 | 287.4     | 243.4    | 228.1     | 268.5      | 268.7 |
| Abril.....         | 292.1           | 248.2    | 225.4     | 257.9      | 268.0 | 300.3     | 242.9    | 229.5     | 268.7      | 275.4 |
| Mayo.....          | 313.5           | 246.3    | 227.6     | 258.1      | 278.4 | 327.5     | 242.1    | 230.4     | 269.0      | 289.4 |
| Junio.....         | 305.7           | 246.9    | 229.8     | 263.8      | 275.9 | 316.1     | 243.5    | 232.9     | 277.1      | 285.3 |
| Julio.....         | 292.9           | 258.0    | 229.6     | 264.0      | 272.2 | 297.4     | 259.3    | 232.9     | 277.3      | 279.7 |
| Agosto.....        | 282.5           | 253.0    | 230.2     | 263.6      | 265.9 | 285.5     | 253.3    | 233.3     | 277.0      | 272.1 |
| Septiembre.....    | 280.2           | 253.6    | 230.2     | 263.3      | 264.9 | 282.8     | 254.9    | 233.3     | 276.8      | 271.1 |
| Octubre.....       | 276.9           | 256.0    | 230.7     | 263.4      | 263.9 | 275.2     | 259.2    | 233.1     | 278.2      | 268.4 |
|                    | INDICE NACIONAL |          |           |            |       |           |          |           |            |       |
| 1959 Promedio..... | 154.0           | 135.6    | 149.3     | 155.7      | 149.6 | 155.9     | 140.9    | 149.7     | 158.0      | 151.9 |
| 1960 Promedio..... | 161.5           | 145.7    | 159.0     | 166.1      | 158.6 | 163.5     | 151.7    | 160.0     | 165.3      | 160.5 |
| 1961 Promedio..... | 176.1           | 150.8    | 167.3     | 176.7      | 171.1 | 180.9     | 163.4    | 166.6     | 174.0      | 174.1 |
| 1962 Promedio..... | 181.1           | 170.5    | 175.5     | 191.7      | 180.6 | 182.8     | 176.7    | 173.8     | 189.5      | 181.6 |
| 1963 Promedio..... | 233.6           | 199.9    | 217.9     | 239.7      | 224.9 | 241.5     | 211.5    | 215.2     | 237.4      | 231.1 |
| 1963 Octubre.....  | 248.6           | 208.2    | 226.1     | 250.6      | 236.5 | 259.2     | 220.4    | 223.4     | 248.8      | 244.6 |
| Noviembre.....     | 255.8           | 209.9    | 227.6     | 251.1      | 240.1 | 269.6     | 222.9    | 224.9     | 248.9      | 250.4 |
| Diciembre.....     | 258.7           | 210.6    | 228.0     | 254.8      | 242.2 | 272.3     | 223.8    | 225.5     | 253.1      | 252.8 |
| 1964 Enero.....    | 265.0           | 216.4    | 228.2     | 255.1      | 245.7 | 278.7     | 226.7    | 225.7     | 253.1      | 256.5 |
| Febrero.....       | 266.9           | 214.4    | 228.5     | 260.0      | 247.7 | 279.4     | 226.7    | 225.8     | 256.7      | 257.6 |
| Marzo.....         | 274.8           | 218.7    | 228.6     | 265.3      | 253.2 | 288.7     | 230.4    | 226.0     | 260.5      | 263.7 |
| Abril.....         | 285.8           | 218.9    | 229.3     | 266.6      | 258.1 | 301.7     | 230.5    | 226.9     | 261.2      | 270.3 |
| Mayo.....          | 297.0           | 221.8    | 231.2     | 268.5      | 264.0 | 318.9     | 233.6    | 228.5     | 263.3      | 280.0 |
| Junio.....         | 302.6           | 222.1    | 231.5     | 271.4      | 267.2 | 325.5     | 234.2    | 228.9     | 269.4      | 284.6 |
| Julio.....         | 299.4           | 224.8    | 231.7     | 272.4      | 267.0 | 316.5     | 238.1    | 229.0     | 269.7      | 281.2 |
| Agosto.....        | 292.1           | 225.3    | 231.8     | 273.1      | 264.3 | 305.5     | 238.9    | 229.2     | 271.3      | 276.4 |
| Septiembre.....    | 287.6           | 228.2    | 232.3     | 273.7      | 263.4 | 299.2     | 242.7    | 229.5     | 271.6      | 274.2 |
| Octubre.....       | 284.2           | 228.4    | 232.9     | 274.3      | 262.2 | 293.5     | 243.4    | 230.3     | 272.1      | 271.7 |

(1) Datos del Departamento Administrativo Nacional de Estadística.



## INDICE DEL COSTO DE LA VIDA EN BOGOTA (1)

CUADRO LXXVII

(Base: Julio 1940 = 100)

| AÑOS Y MESES       | CLASE MEDIA                 |        |         |                 |       |
|--------------------|-----------------------------|--------|---------|-----------------|-------|
|                    | Alimentos, bebidas y tabaco | Vienda | Vestido | Otros artículos | Total |
| 1959 Promedio..... | 666.0                       | 618.3  | 372.2   | 495.9           | 553.8 |
| 1960 Promedio..... | 686.7                       | 654.6  | 405.2   | 513.7           | 581.8 |
| 1961 Promedio..... | 746.9                       | 696.1  | 427.4   | 560.7           | 626.8 |
| 1962 Promedio..... | 759.2                       | 746.7  | 447.0   | 612.1           | 660.5 |
| 1963 Promedio..... | 1.014.4                     | 877.6  | 555.6   | 759.8           | 830.6 |
| 1963 Octubre.....  | 1.093.3                     | 922.2  | 573.5   | 791.1           | 877.5 |
| Noviembre.....     | 1.127.0                     | 926.3  | 576.0   | 791.7           | 889.9 |
| Diciembre.....     | 1.141.4                     | 928.6  | 577.8   | 798.4           | 897.0 |
| 1964 Enero.....    | 1.146.2                     | 951.1  | 578.0   | 798.7           | 904.1 |
| Febrero.....       | 1.146.6                     | 951.1  | 578.0   | 807.0           | 906.3 |
| Marzo.....         | 1.200.0                     | 965.8  | 578.0   | 805.5           | 926.1 |
| Abril.....         | 1.270.0                     | 965.8  | 582.3   | 823.2           | 953.4 |
| Mayo.....          | 1.428.9                     | 982.8  | 585.6   | 832.1           | 979.6 |
| Junio.....         | 1.412.0                     | 983.3  | 586.1   | 842.8           | 977.4 |
| Julio.....         | 1.351.8                     | 988.3  | 584.6   | 843.1           | 960.6 |
| Agosto.....        | 1.311.4                     | 989.2  | 585.1   | 845.5           | 949.7 |
| Septiembre.....    | 1.296.4                     | 992.0  | 586.6   | 847.3           | 946.7 |
| Octubre.....       | 1.291.7                     | 992.0  | 587.1   | 847.3           | 945.2 |

CUADRO LXXVIII

(Base: Febrero 1937 = 100)

| AÑOS Y MESES       | CLASE OBRERA                |         |         |                 |         |
|--------------------|-----------------------------|---------|---------|-----------------|---------|
|                    | Alimentos, bebidas y tabaco | Vienda  | Vestido | Otros artículos | Total   |
| 1959 Promedio..... | 740.6                       | 610.9   | 514.4   | 554.3           | 683.4   |
| 1960 Promedio..... | 768.0                       | 645.5   | 561.4   | 549.7           | 709.8   |
| 1961 Promedio..... | 857.3                       | 677.3   | 586.2   | 536.5           | 771.3   |
| 1962 Promedio..... | 835.4                       | 724.1   | 612.1   | 649.3           | 790.5   |
| 1963 Promedio..... | 1.170.5                     | 783.2   | 770.3   | 837.5           | 1.043.1 |
| 1963 Octubre.....  | 1.295.1                     | 928.0   | 798.7   | 868.7           | 1.123.2 |
| Noviembre.....     | 1.360.4                     | 938.7   | 802.5   | 869.0           | 1.165.7 |
| Diciembre.....     | 1.384.4                     | 945.5   | 807.6   | 882.4           | 1.171.9 |
| 1964 Enero.....    | 1.388.8                     | 957.9   | 806.9   | 882.7           | 1.176.9 |
| Febrero.....       | 1.378.5                     | 958.3   | 808.3   | 890.1           | 1.174.2 |
| Marzo.....         | 1.458.0                     | 966.8   | 808.0   | 883.4           | 1.210.3 |
| Abril.....         | 1.565.0                     | 967.6   | 810.7   | 892.1           | 1.261.3 |
| Mayo.....          | 1.720.9                     | 976.1   | 814.8   | 910.2           | 1.338.4 |
| Junio.....         | 1.678.2                     | 981.2   | 815.1   | 924.0           | 1.322.6 |
| Julio.....         | 1.497.1                     | 995.7   | 813.4   | 924.3           | 1.245.0 |
| Agosto.....        | 1.405.8                     | 997.4   | 813.4   | 926.3           | 1.204.9 |
| Septiembre.....    | 1.384.2                     | 1.014.5 | 815.1   | 929.0           | 1.199.9 |
| Octubre.....       | 1.365.6                     | 1.023.4 | 815.4   | 929.0           | 1.193.6 |

## INDICE DEL COSTO DE LA VIDA OBRERA EN MEDELLIN (1)

CUADRO LXXIX

(Base: Mayo 1938 = 100)

| AÑOS Y MESES       | Alimentos, bebidas y tabaco | Vienda  | Vestido | Otros artículos | Total   |
|--------------------|-----------------------------|---------|---------|-----------------|---------|
| 1959 Promedio..... | 749.3                       | 587.4   | 572.6   | 386.4           | 653.8   |
| 1960 Promedio..... | 799.4                       | 641.4   | 611.2   | 415.5           | 702.1   |
| 1961 Promedio..... | 880.4                       | 710.7   | 633.4   | 437.9           | 762.9   |
| 1962 Promedio..... | 907.4                       | 783.8   | 655.2   | 476.4           | 809.8   |
| 1963 Promedio..... | 1.201.7                     | 938.7   | 827.1   | 593.0           | 1.029.2 |
| 1963 Octubre.....  | 1.275.1                     | 974.7   | 886.0   | 616.5           | 1.080.4 |
| Noviembre.....     | 1.349.1                     | 991.4   | 888.4   | 616.4           | 1.115.3 |
| Diciembre.....     | 1.351.5                     | 995.1   | 888.8   | 619.0           | 1.118.3 |
| 1964 Enero.....    | 1.376.4                     | 1.016.7 | 889.6   | 619.0           | 1.136.6 |
| Febrero.....       | 1.385.7                     | 1.017.5 | 892.0   | 627.5           | 1.141.4 |
| Marzo.....         | 1.401.3                     | 1.042.7 | 892.8   | 639.1           | 1.158.4 |
| Abril.....         | 1.441.3                     | 1.043.6 | 899.1   | 639.4           | 1.175.8 |
| Mayo.....          | 1.515.5                     | 1.050.1 | 905.0   | 640.2           | 1.208.9 |
| Junio.....         | 1.559.4                     | 1.050.9 | 906.6   | 663.7           | 1.235.5 |
| Julio.....         | 1.553.5                     | 1.296.5 | 907.4   | 664.2           | 1.236.8 |
| Agosto.....        | 1.503.2                     | 1.270.4 | 908.6   | 674.3           | 1.220.7 |
| Septiembre.....    | 1.468.5                     | 1.284.4 | 911.8   | 674.3           | 1.209.8 |
| Octubre.....       | 1.427.0                     | 1.284.9 | 921.3   | 676.4           | 1.194.5 |

## INDICE DE PRECIOS AL CONSUMIDOR OBREROS—MEDELLIN (2)

CUADRO LXXX

(Base: Julio 1954—Junio 1955 = 100)

| AÑOS Y MESES       | Alimentos | Vienda | Vestuario | Misceláneo | Total |
|--------------------|-----------|--------|-----------|------------|-------|
| 1959 Promedio..... | 153.5     | 144.0  | 150.2     | 149.8      | 150.0 |
| 1960 Promedio..... | 163.3     | 157.2  | 160.4     | 161.0      | 161.2 |
| 1961 Promedio..... | 180.3     | 174.2  | 166.3     | 169.7      | 175.1 |
| 1962 Promedio..... | 185.9     | 192.1  | 174.6     | 184.6      | 185.9 |
| 1963 Promedio..... | 246.2     | 230.5  | 215.0     | 229.8      | 219.6 |
| 1963 Octubre.....  | 261.8     | 239.3  | 223.5     | 238.8      | 248.0 |
| Noviembre.....     | 276.4     | 243.4  | 224.1     | 238.8      | 256.0 |
| Diciembre.....     | 276.9     | 244.3  | 224.2     | 239.8      | 256.7 |
| 1964 Enero.....    | 282.0     | 249.6  | 224.4     | 239.8      | 260.3 |
| Febrero.....       | 283.9     | 249.8  | 225.0     | 243.1      | 262.0 |
| Marzo.....         | 287.1     | 256.0  | 225.2     | 247.6      | 265.9 |
| Abril.....         | 295.3     | 256.2  | 226.8     | 247.7      | 269.9 |
| Mayo.....          | 310.5     | 257.8  | 228.3     | 248.0      | 277.5 |
| Junio.....         | 319.5     | 258.0  | 228.7     | 257.1      | 283.6 |
| Julio.....         | 318.3     | 261.4  | 228.9     | 257.3      | 283.9 |
| Agosto.....        | 308.0     | 262.3  | 229.2     | 261.2      | 280.2 |
| Septiembre.....    | 300.9     | 265.2  | 230.0     | 261.2      | 277.7 |
| Octubre.....       | 292.4     | 265.3  | 232.4     | 262.0      | 274.2 |

(1) Datos del Departamento Administrativo Nacional de Estadística. A partir de noviembre de 1955 se utilizan los nuevos índices con base en el período julio de 1954 a junio de 1955, los cuales tienen el nombre de "Índice de precios al consumidor". Para efectos de comparación, seguiremos con los antiguos haciéndolos variar de acuerdo con el movimiento que presentan los

nuevos. Dentro de la reciente investigación, el combustible hace parte de la vivienda, no siendo posible continuar su serie. (2) Estos índices corresponden a la nueva investigación realizada en 1953, y cubre las ciudades de Bogotá, Barranquilla, Bucaramanga, Cali, Manizales, Medellín y Pasto, como también el "Índice Nacional".

## INDICE DE ARRENDAMIENTOS DE VIVIENDAS EN SIETE CIUDADES (1)

CUADRO LXXXI

(Base: Julio 1954—Junio 1955 = 100)

| AÑOS Y MESES   | EMPLEADOS |              |             |       |           |          |       | OBREROS     |        |              |             |       |           |          |       |             |
|----------------|-----------|--------------|-------------|-------|-----------|----------|-------|-------------|--------|--------------|-------------|-------|-----------|----------|-------|-------------|
|                | Bogotá    | Barranquilla | Bucaramanga | Cali  | Manizales | Medellín | Pasto | Índice nal. | Bogotá | Barranquilla | Bucaramanga | Cali  | Manizales | Medellín | Pasto | Índice nal. |
| 1959 Prom..... | 133.7     | 128.2        | 152.2       | 145.7 | 130.6     | 135.0    | 128.2 | 135.6       | 143.3  | 131.5        | 149.5       | 143.1 | 138.8     | 144.0    | 154.7 | 140.9       |
| 1960 Prom..... | 142.7     | 137.8        | 173.1       | 148.8 | 143.7     | 147.4    | 138.4 | 145.7       | 151.4  | 139.1        | 183.2       | 148.5 | 152.1     | 157.7    | 163.6 | 151.7       |
| 1961 Prom..... | 151.7     | 148.0        | 215.0       | 154.1 | 153.5     | 160.8    | 151.2 | 158.0       | 158.8  | 148.0        | 216.3       | 152.9 | 164.2     | 174.2    | 175.1 | 163.4       |
| 1962 Prom..... | 162.8     | 162.1        | 234.1       | 162.8 | 170.5     | 171.6    | 174.4 | 170.5       | 169.8  | 159.9        | 236.8       | 160.4 | 179.0     | 192.1    | 189.7 | 176.7       |
| 1963 Prom..... | 191.3     | 191.4        | 268.2       | 185.9 | 206.2     | 202.5    | 214.5 | 199.9       | 204.7  | 193.3        | 277.8       | 186.4 | 225.9     | 230.5    | 226.5 | 211.5       |
| 1963 Oct.....  | 201.0     | 199.1        | 277.3       | 192.6 | 219.3     | 210.3    | 225.5 | 208.2       | 217.6  | 198.7        | 290.1       | 192.5 | 241.6     | 239.3    | 234.8 | 220.4       |
| Nov.....       | 201.9     | 199.1        | 278.2       | 195.5 | 220.6     | 213.6    | 228.8 | 209.9       | 220.1  | 199.2        | 297.4       | 194.0 | 243.8     | 243.4    | 236.8 | 222.9       |
| Dic.....       | 202.4     | 199.6        | 281.2       | 196.2 | 221.2     | 214.3    | 229.4 | 210.6       | 221.7  | 199.6        | 299.6       | 194.5 | 244.4     | 244.3    | 237.1 | 223.8       |
| 1964 Ene.....  | 207.3     | 204.5        | 281.3       | 200.1 | 225.2     | 216.1    | 243.2 | 214.4       | 224.6  | 200.6        | 300.4       | 197.3 | 247.7     | 249.6    | 243.2 | 226.7       |
| Feb.....       | 207.4     | 204.5        | 281.3       | 200.1 | 225.4     | 216.1    | 241.4 | 214.4       | 224.7  | 200.6        | 300.5       | 197.3 | 248.0     | 249.8    | 241.4 | 226.7       |
| Mar.....       | 210.5     | 205.5        | 287.8       | 202.6 | 227.9     | 226.1    | 243.9 | 218.7       | 226.7  | 204.3        | 306.8       | 198.6 | 251.7     | 256.0    | 243.4 | 230.4       |
| Abr.....       | 210.5     | 205.5        | 287.8       | 202.6 | 228.3     | 226.2    | 248.2 | 218.9       | 226.9  | 204.3        | 306.9       | 198.3 | 252.1     | 256.2    | 242.9 | 230.5       |
| May.....       | 214.2     | 207.1        | 292.9       | 205.6 | 236.1     | 228.7    | 246.3 | 221.8       | 228.9  | 209.1        | 310.7       | 202.3 | 256.7     | 257.8    | 242.1 | 233.6       |
| Jun.....       | 214.3     | 207.3        | 293.3       | 206.3 | 237.4     | 228.9    | 246.9 | 222.1       | 230.1  | 209.2        | 311.2       | 202.8 | 258.2     | 258.0    | 243.5 | 234.2       |
| Jul.....       | 215.3     | 208.9        | 295.4       | 211.1 | 238.3     | 232.9    | 258.0 | 224.8       | 238.5  | 213.0        | 315.4       | 206.3 | 263.2     | 261.4    | 259.3 | 238.1       |
| Ago.....       | 215.5     | 210.3        | 295.3       | 211.7 | 240.1     | 232.5    | 253.0 | 225.3       | 238.9  | 214.7        | 315.3       | 207.3 | 264.9     | 262.3    | 253.3 | 238.9       |
| Sep.....       | 216.1     | 214.1        | 297.4       | 214.9 | 244.1     | 236.6    | 253.6 | 228.2       | 237.9  | 218.2        | 320.7       | 211.6 | 269.8     | 265.2    | 254.9 | 242.7       |
| Oct.....       | 261.1     | 214.4        | 297.8       | 214.9 | 244.7     | 236.6    | 256.0 | 228.4       | 240.0  | 218.4        | 322.4       | 211.6 | 270.5     | 265.3    | 259.2 | 243.4       |

(1) Datos del Departamento Administrativo Nacional de Estadística. Estos índices corresponden al grupo de vivienda de los "Índice de precios al consumidor", los cuales incluyen otros gastos anexos a la vivienda, tales como agua, energía eléctrica,

combustible, etc. Esta información reemplaza a la que se venía publicando referente a "Arrendamientos de viviendas en Bogotá", que ha sido suspendida.



## INDICE DE PRECIOS DE LOS MATERIALES DE CONSTRUCCION EN BOGOTA

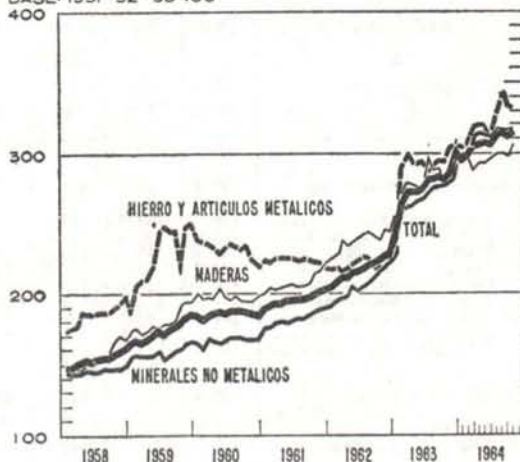
BASE: 1951 - 1952 - 1953 = 100

GRAFICO 4

CUADRO LXXXII

| AÑOS Y MESES      | GRUPO I                                | GRUPO II                     | GRUPO III | Indice Total |
|-------------------|--|------------------------------|-----------|--------------|
|                   | Minerales no metálicos y sus productos | Hierro y artículos metálicos | Maderas   |              |
| 1959 .....        | 156.8                                  | 225.0                        | 179.2     | 171.5        |
| 1960 .....        | 165.8                                  | 232.1                        | 193.3     | 183.1        |
| 1961 .....        | 181.0                                  | 234.0                        | 207.4     | 193.9        |
| 1962 .....        | 204.8                                  | 220.1                        | 238.0     | 215.9        |
| 1963 .....        | 268.7                                  | 292.0                        | 282.4     | 276.8        |
| 1963 Octubre..... | 277.1                                  | 296.1                        | 281.8     | 281.0        |
| Noviembre.....    | 281.9                                  | 303.5                        | 287.7     | 286.5        |
| Diciembre.....    | 297.9                                  | 305.9                        | 308.7     | 302.1        |
| 1964 Enero.....   | 294.6                                  | 303.1                        | 295.5     | 296.1        |
| Febrero.....      | 299.0                                  | 303.5                        | 292.1     | 297.7        |
| Marzo.....        | 306.4                                  | 308.6                        | 287.8     | 301.2        |
| Abril.....        | 307.6                                  | 310.6                        | 290.1     | 302.8        |
| Mayo.....         | 312.0                                  | 311.7                        | 290.1     | 305.5        |
| Junio.....        | 310.8                                  | 308.6                        | 296.2     | 306.2        |
| Julio.....        | 316.2                                  | 323.2                        | 300.3     | 312.6        |
| Agosto.....       | 315.0                                  | 341.5                        | 300.1     | 314.3        |
| Septiembre.....   | 315.9                                  | 332.5                        | 299.1     | 313.3        |
| Octubre.....      | 315.6                                  | 331.8                        | 306.4     | 315.2        |

BASE: 1951-52-53=100



## MINERALES NO METALICOS Y SUS PRODUCTOS

| AÑOS Y MESES      | Arena de peña m³ | Arena lavada gruesa m³ | Triturado de primera m³ | Piedra media songa 100 unidades | Cemento gris tonelada | Yeso @ | Ladrillo cocido común 1.000 unidades | Ladrillo hueco N° 5 1.000 unidades | Tubos de gres de 4" unidad | Teja de asbesto y cemento N° 4 unidad |
|-------------------|------------------|------------------------|-------------------------|---------------------------------|-----------------------|--------|--------------------------------------|------------------------------------|----------------------------|---------------------------------------|
| 1959 .....        | 163.7            | 155.7                  | 150.5                   | 124.9                           | 157.8                 | 196.0  | 180.7                                | 151.1                              | 168.7                      | 170.9                                 |
| 1960 .....        | 189.0            | 188.6                  | 168.0                   | 145.4                           | 169.1                 | 192.2  | 207.9                                | 167.7                              | 191.1                      | 175.3                                 |
| 1961 .....        | 202.6            | 211.9                  | 185.9                   | 155.8                           | 169.1                 | 175.9  | 213.9                                | 176.0                              | 198.3                      | 187.4                                 |
| 1962 .....        | 243.5            | 239.4                  | 206.2                   | 182.5                           | 178.8                 | 216.9  | 263.7                                | 200.9                              | 224.4                      | 194.7                                 |
| 1963 .....        | 349.3            | 291.5                  | 282.5                   | 240.9                           | 212.0                 | 277.5  | 386.6                                | 275.7                              | 308.5                      | 262.1                                 |
| 1963 Octubre..... | 356.3            | 297.4                  | 302.6                   | 259.0                           | 207.1                 | 275.9  | 415.7                                | 287.5                              | 317.8                      | 281.9                                 |
| Noviembre.....    | 362.9            | 300.9                  | 295.7                   | 257.2                           | 207.1                 | 315.3  | 415.0                                | 306.2                              | 342.1                      | 281.9                                 |
| Diciembre.....    | 366.1            | 305.8                  | 301.0                   | 248.7                           | 266.1                 | 297.9  | 423.4                                | 315.3                              | 336.4                      | 281.9                                 |
| 1964 Enero.....   | 355.5            | 327.2                  | 308.3                   | 244.2                           | 266.1                 | 315.3  | 415.0                                | 289.9                              | 342.1                      | 281.9                                 |
| Febrero.....      | 390.9            | 320.9                  | 300.2                   | 253.7                           | 266.1                 | 315.3  | 415.0                                | 298.6                              | 357.2                      | 281.9                                 |
| Marzo.....        | 406.3            | 319.5                  | 302.6                   | 284.2                           | 266.1                 | 302.1  | 416.2                                | 316.2                              | 365.0                      | 281.9                                 |
| Abril.....        | 387.2            | 302.3                  | 304.7                   | 266.4                           | 266.1                 | 341.6  | 430.2                                | 300.8                              | 357.2                      | 315.4                                 |
| Mayo.....         | 399.9            | 322.4                  | 304.7                   | 272.0                           | 266.1                 | 341.6  | 454.9                                | 305.7                              | 374.5                      | 315.4                                 |
| Junio.....        | 399.9            | 323.1                  | 299.5                   | 283.1                           | 266.1                 | 341.6  | 426.4                                | 308.0                              | 367.2                      | 315.4                                 |
| Julio.....        | 389.9            | 312.7                  | 315.2                   | 299.7                           | 266.1                 | 341.6  | 411.2                                | 298.9                              | 357.2                      | 315.4                                 |
| Agosto.....       | 389.9            | 318.2                  | 315.2                   | 294.2                           | 266.1                 | 341.6  | 422.6                                | 308.9                              | 357.2                      | 315.4                                 |
| Septiembre.....   | 415.0            | 318.2                  | 315.2                   | 310.9                           | 266.1                 | 341.6  | 411.2                                | 300.8                              | 356.4                      | 319.9                                 |
| Octubre.....      | 399.9            | 328.6                  | 315.2                   | 294.2                           | 266.1                 | 341.6  | 426.4                                | 299.7                              | 363.7                      | 315.4                                 |

## ARTICULOS METALICOS Y MADERAS

| AÑOS Y MESES      | Alambre N° 18 kilo | Varillas ½" tonelada | Puntillas Paquete de 400 Gms. | Tubos de hierro galvanizado %"-m. | Durmientes de 3.00 x 0.05 x 0.05 unidad | Guadua bulto | Listón machihembrado "Abarco" m² | Planchones de 6.00 x 0.20 x 0.05 unidad | Tabla común de 3.00 x 0.025 x 0.30 unidad | Varas de clavo unidad |
|-------------------|--------------------|----------------------|-------------------------------|-----------------------------------|---|--------------|----------------------------------|---|---|-----------------------|
| 1959 .....        | 251.2              | 193.0                | 208.2                         | 320.3                             | 182.5                                   | 148.5        | 185.9                            | 196.0                                   | 227.0                                     | 152.4                 |
| 1960 .....        | 308.6              | 191.8                | 219.3                         | 276.9                             | 203.2                                   | 150.5        | 195.2                            | 259.8                                   | 222.0                                     | 168.0                 |
| 1961 .....        | 270.0              | 185.8                | 242.5                         | 261.5                             | 207.9                                   | 153.6        | 189.5                            | 285.6                                   | 212.7                                     | 192.7                 |
| 1962 .....        | 244.1              | 190.9                | 254.7                         | 265.0                             | 240.4                                   | 163.7        | 234.3                            | 388.6                                   | 245.0                                     | 221.0                 |
| 1963 .....        | 328.6              | 251.2                | 361.4                         | 357.2                             | 302.8                                   | 187.5        | 288.7                            | 398.4                                   | 274.4                                     | 253.6                 |
| 1963 Octubre..... | 348.3              | 255.7                | 362.3                         | 346.9                             | 304.6                                   | 185.5        | 306.6                            | 407.9                                   | 275.1                                     | 250.0                 |
| Noviembre.....    | 376.3              | 253.5                | 363.2                         | 354.4                             | 302.2                                   | 193.1        | 282.6                            | 400.5                                   | 281.9                                     | 254.2                 |
| Diciembre.....    | 382.4              | 254.4                | 371.1                         | 367.7                             | 310.5                                   | 187.2        | 302.6                            | 411.0                                   | 274.7                                     | 245.3                 |
| 1964 Enero.....   | 385.3              | 247.8                | 368.2                         | 358.1                             | 316.4                                   | 197.0        | 283.9                            | 403.1                                   | 287.6                                     | 265.0                 |
| Febrero.....      | 388.4              | 248.4                | 365.3                         | 355.8                             | 299.9                                   | 198.0        | 281.8                            | 413.7                                   | 291.2                                     | 265.4                 |
| Marzo.....        | 413.4              | 253.8                | 365.3                         | 349.2                             | 299.9                                   | 195.7        | 281.8                            | 420.4                                   | 275.5                                     | 258.9                 |
| Abril.....        | 416.4              | 246.8                | 394.5                         | 361.8                             | 314.0                                   | 186.5        | 279.7                            | 405.8                                   | 287.3                                     | 274.8                 |
| Mayo.....         | 433.4              | 249.1                | 388.6                         | 358.1                             | 309.3                                   | 191.8        | 295.1                            | 400.1                                   | 286.2                                     | 261.2                 |
| Junio.....        | 430.4              | 246.4                | 382.8                         | 345.4                             | 316.4                                   | 196.0        | 293.0                            | 425.3                                   | 308.7                                     | 272.4                 |
| Julio.....        | 434.4              | 230.7                | 403.2                         | 364.8                             | 325.9                                   | 188.8        | 299.1                            | 437.6                                   | 301.2                                     | 278.5                 |
| Agosto.....       | 483.4              | 307.5                | 423.7                         | 356.6                             | 325.9                                   | 193.1        | 295.8                            | 419.0                                   | 294.4                                     | 286.8                 |
| Septiembre.....   | 472.4              | 289.4                | 423.7                         | 353.6                             | 322.3                                   | 190.1        | 309.5                            | 423.0                                   | 290.1                                     | 289.3                 |
| Octubre.....      | 488.4              | 282.4                | 426.6                         | 356.6                             | 327.0                                   | 191.4        | 309.5                            | 421.1                                   | 298.0                                     | 311.7                 |

CUADRO LXXXIII

| SECCIONES<br>Y<br>DIVISIONES                  | 1954         | 1955         | 1956         | 1957         | 1958         | 1959         | 1960         | 1961         | 1962         | 1963         | 1963         |              |
|---|--------------|--------------|--------------|--------------|--------------|--------------|--------------|--------------|--------------|--------------|--------------|--------------|
|   | Año          | Año          | Año          | Año          | Año          | Año          | Año          | Año          | Año          | Año          | Octubre      | Novbre.      |
| <b>Productos alimenticios:</b>                | <b>121.4</b> | <b>118.0</b> | <b>125.2</b> | <b>154.1</b> | <b>174.7</b> | <b>191.5</b> | <b>199.1</b> | <b>214.7</b> | <b>217.2</b> | <b>277.1</b> | <b>293.5</b> | <b>303.0</b> |
| Animales vivos.....                           | 184.2        | 127.9        | 116.4        | 139.0        | 168.0        | 212.6        | 228.5        | 229.5        | 232.4        | 250.1        | 258.1        | 263.3        |
| Carnes y preparados....                       | 127.9        | 125.6        | 122.1        | 140.4        | 164.2        | 204.7        | 226.9        | 224.1        | 227.2        | 254.7        | 264.1        | 268.2        |
| Productos lácteos y huevos                    | 112.0        | 119.6        | 128.8        | 148.6        | 167.7        | 182.3        | 192.8        | 204.9        | 218.5        | 266.7        | 281.9        | 288.6        |
| Pescado y preparados....                      | 89.2         | 98.8         | 113.5        | 153.6        | 184.5        | 219.9        | 251.1        | 274.2        | 282.1        | 323.4        | 329.1        | 329.1        |
| Cereales y preparados....                     | 123.7        | 116.9        | 128.8        | 160.5        | 177.2        | 191.2        | 198.2        | 225.5        | 212.2        | 273.0        | 290.6        | 301.6        |
| Frutas y legumbres.....                       | 132.3        | 127.5        | 139.3        | 162.1        | 183.9        | 188.7        | 203.0        | 247.0        | 228.2        | 293.0        | 329.9        | 349.6        |
| Azúcar y preparados....                       | 101.0        | 93.3         | 99.4         | 173.0        | 202.1        | 191.0        | 173.2        | 169.2        | 222.4        | 410.5        | 424.1        | 442.7        |
| Café y cacao.....                             | 132.0        | 115.6        | 134.6        | 161.0        | 168.6        | 182.8        | 184.3        | 182.1        | 184.0        | 219.6        | 233.5        | 236.8        |
| Alimentos diversos.....                       | 109.2        | 101.8        | 112.4        | 151.4        | 171.5        | 177.9        | 179.1        | 186.1        | 180.8        | 233.2        | 238.5        | 241.2        |
| <b>Bebidas y tabaco:</b>                      | <b>113.9</b> | <b>130.7</b> | <b>145.4</b> | <b>156.8</b> | <b>175.2</b> | <b>186.5</b> | <b>193.9</b> | <b>199.1</b> | <b>211.5</b> | <b>281.5</b> | <b>298.9</b> | <b>306.2</b> |
| Bebidas .....                                 | 117.8        | 130.5        | 144.4        | 157.2        | 176.4        | 186.8        | 197.2        | 201.4        | 210.6        | 276.2        | 286.8        | 288.0        |
| Tabaco y manufacturas...                      | 106.2        | 131.1        | 147.5        | 156.1        | 172.4        | 186.0        | 188.7        | 195.4        | 213.2        | 292.0        | 323.0        | 342.4        |
| <b>Materias primas no combustibles:</b>       | <b>101.6</b> | <b>103.3</b> | <b>107.8</b> | <b>137.9</b> | <b>175.0</b> | <b>203.9</b> | <b>201.8</b> | <b>214.6</b> | <b>226.8</b> | <b>255.8</b> | <b>264.3</b> | <b>263.3</b> |
| Cueros sin curtir.....                        | 129.6        | 115.0        | 111.4        | 147.2        | 168.8        | 264.3        | 216.1        | 219.0        | 229.8        | 247.1        | 249.7        | 244.8        |
| Semillas oleaginosas....                      | 78.3         | 102.8        | 134.2        | 172.0        | 161.6        | 130.1        | 133.0        | 222.0        | 215.8        | 208.8        | 228.0        | 228.0        |
| Caucho en bruto.....                          | 95.4         | 102.0        | 108.8        | 123.1        | 174.5        | 180.5        | 216.1        | 222.2        | 211.9        | 281.6        | 297.7        | 295.3        |
| Maderas en bruto.....                         | 110.8        | 111.8        | 109.4        | 122.5        | 144.3        | 167.0        | 197.0        | 206.5        | 254.8        | 303.3        | 312.6        | 312.2        |
| Fibras textiles.....                          | 92.9         | 94.0         | 94.5         | 123.7        | 183.4        | 197.5        | 202.9        | 207.2        | 221.1        | 246.5        | 253.7        | 253.7        |
| Minerales en bruto.....                       | 110.5        | 117.6        | 120.4        | 134.1        | 158.2        | 190.4        | 207.8        | 214.4        | 230.3        | 303.1        | 313.9        | 314.1        |
| Minerales metálicos.....                      | 97.9         | 113.8        | 156.9        | 229.7        | 200.3        | 240.3        | 257.5        | 271.9        | 331.6        | 349.8        | 365.3        | 365.3        |
| <b>Combustibles y lubricantes:</b>            | <b>108.2</b> | <b>111.8</b> | <b>120.6</b> | <b>173.1</b> | <b>217.3</b> | <b>228.6</b> | <b>234.6</b> | <b>239.6</b> | <b>244.5</b> | <b>313.4</b> | <b>324.3</b> | <b>324.9</b> |
| Combustibles y lubricantes                    | 108.2        | 111.8        | 120.6        | 173.1        | 217.3        | 228.6        | 234.6        | 239.6        | 244.5        | 313.4        | 324.3        | 324.9        |
| <b>Aceites y grasas vegetales y animales:</b> | <b>97.2</b>  | <b>99.5</b>  | <b>119.7</b> | <b>174.8</b> | <b>220.2</b> | <b>253.7</b> | <b>301.0</b> | <b>302.2</b> | <b>344.1</b> | <b>455.9</b> | <b>490.2</b> | <b>478.2</b> |
| Aceites y grasas.....                         | 97.2         | 99.5         | 119.7        | 174.8        | 220.2        | 253.7        | 301.0        | 302.2        | 344.1        | 455.9        | 490.2        | 478.2        |
| <b>Productos químicos:</b>                    | <b>98.2</b>  | <b>101.2</b> | <b>113.2</b> | <b>145.5</b> | <b>187.8</b> | <b>201.6</b> | <b>205.9</b> | <b>211.2</b> | <b>219.4</b> | <b>269.1</b> | <b>280.7</b> | <b>280.6</b> |
| Compuestos químicos....                       | 92.8         | 91.7         | 103.2        | 135.0        | 162.4        | 170.3        | 172.4        | 177.4        | 186.2        | 234.1        | 251.3        | 251.3        |
| Colorantes y curtiembres.                     | 106.0        | 110.9        | 136.7        | 165.2        | 221.1        | 233.1        | 243.1        | 246.3        | 277.3        | 340.1        | 343.4        | 343.4        |
| Productos farmacéuticos..                     | 101.3        | 103.6        | 113.4        | 147.4        | 189.7        | 303.9        | 202.2        | 206.9        | 211.9        | 250.7        | 263.0        | 262.1        |
| Perfumería y tocador....                      | 99.0         | 104.8        | 116.4        | 154.3        | 186.9        | 194.1        | 184.7        | 199.3        | 218.4        | 262.8        | 267.4        | 267.4        |
| Abonos manufacturados..                       | 71.3         | 81.4         | 87.2         | 98.9         | 172.6        | 189.6        | 189.2        | 190.6        | 193.7        | 356.6        | 365.2        | 365.2        |
| Explosivos y diversos....                     | 99.5         | 106.4        | 116.9        | 153.6        | 198.4        | 220.2        | 251.5        | 255.2        | 253.4        | 293.1        | 303.4        | 304.9        |
| <b>Artículos manufacturados:</b>              | <b>98.3</b>  | <b>100.7</b> | <b>110.4</b> | <b>142.8</b> | <b>176.1</b> | <b>191.2</b> | <b>199.8</b> | <b>205.2</b> | <b>214.7</b> | <b>267.9</b> | <b>278.3</b> | <b>278.5</b> |
| Manufacturas de cuero...                      | 110.1        | 110.5        | 122.6        | 143.7        | 164.8        | 215.7        | 244.9        | 248.3        | 255.5        | 294.6        | 294.9        | 298.9        |
| Manufacturas de caucho..                      | 87.9         | 92.3         | 106.4        | 138.6        | 160.7        | 165.1        | 171.8        | 181.2        | 193.8        | 268.2        | 273.8        | 273.3        |
| Manufacturas de maderas.                      | 118.5        | 121.6        | 121.4        | 123.7        | 139.8        | 156.2        | 172.7        | 183.6        | 203.5        | 248.8        | 252.1        | 253.8        |
| Manufacturas de papel...                      | 90.0         | 98.0         | 117.1        | 165.6        | 206.2        | 210.3        | 212.7        | 228.4        | 246.1        | 303.4        | 312.1        | 311.9        |
| Hilazas y tejidos.....                        | 100.6        | 101.1        | 105.3        | 134.8        | 173.0        | 185.4        | 192.1        | 195.5        | 201.4        | 244.9        | 255.4        | 255.4        |
| De minerales no metálicos                     | 105.7        | 109.5        | 125.2        | 148.4        | 161.3        | 181.3        | 198.5        | 202.6        | 218.7        | 283.1        | 294.7        | 294.5        |
| De metales comunes....                        | 80.4         | 86.2         | 104.0        | 151.5        | 183.4        | 194.3        | 197.0        | 202.7        | 205.8        | 260.1        | 271.1        | 273.2        |
| Metales manufacturados..                      | 94.3         | 96.5         | 112.0        | 159.1        | 210.5        | 244.6        | 255.2        | 261.2        | 275.9        | 353.4        | 368.6        | 368.5        |
| <b>Maquinaria y equipo de transporte:</b>     | <b>100.4</b> | <b>111.5</b> | <b>133.0</b> | <b>169.8</b> | <b>224.0</b> | <b>260.4</b> | <b>278.8</b> | <b>310.7</b> | <b>320.1</b> | <b>379.2</b> | <b>387.6</b> | <b>387.5</b> |
| Maquinaria no eléctrica...                    | 101.8        | 108.7        | 123.9        | 147.5        | 211.3        | 238.0        | 263.4        | 309.0        | 318.0        | 359.5        | 372.4        | 372.4        |
| Maquinaria eléctrica.....                     | 91.6         | 97.8         | 123.2        | 171.0        | 203.0        | 228.7        | 245.8        | 250.1        | 248.3        | 303.3        | 313.4        | 313.8        |
| Material de transporte....                    | 104.1        | 125.9        | 154.9        | 205.3        | 259.5        | 319.1        | 326.9        | 355.6        | 373.4        | 460.9        | 464.3        | 463.7        |
| <b>Artículos manufacturados varios:</b>       | <b>99.1</b>  | <b>104.4</b> | <b>119.6</b> | <b>152.1</b> | <b>178.2</b> | <b>190.4</b> | <b>198.3</b> | <b>212.1</b> | <b>220.3</b> | <b>279.7</b> | <b>286.1</b> | <b>286.9</b> |
| Artículos prefabricados...                    | 95.1         | 104.5        | 138.5        | 184.0        | 184.8        | 187.0        | 196.4        | 211.0        | 228.8        | 295.8        | 302.0        | 302.0        |
| Muebles .....                                 | 109.5        | 118.9        | 121.6        | 139.8        | 161.8        | 178.3        | 190.4        | 198.2        | 212.3        | 268.6        | 285.4        | 285.4        |
| Vestuario .....                               | 97.5         | 99.9         | 109.1        | 124.6        | 145.4        | 149.8        | 164.5        | 157.5        | 166.0        | 210.0        | 219.4        | 220.5        |
| Calzado .....                                 | 104.1        | 105.2        | 118.6        | 139.4        | 160.8        | 187.9        | 212.5        | 221.0        | 228.1        | 281.1        | 286.3        | 291.2        |
| Manufacturados diversos..                     | 97.0         | 104.8        | 126.7        | 183.8        | 223.4        | 240.5        | 245.2        | 274.3        | 278.4        | 356.2        | 356.7        | 356.3        |
| <b>Indice total:</b>                          | <b>113.2</b> | <b>141.1</b> | <b>123.7</b> | <b>153.7</b> | <b>180.3</b> | <b>197.6</b> | <b>205.9</b> | <b>219.4</b> | <b>225.2</b> | <b>284.4</b> | <b>298.4</b> | <b>304.4</b> |
| <b>Indice total sin alimentos..</b>           | <b>102.3</b> | <b>108.8</b> | <b>121.8</b> | <b>153.1</b> | <b>187.8</b> | <b>205.7</b> | <b>214.9</b> | <b>225.1</b> | <b>235.7</b> | <b>294.1</b> | <b>304.8</b> | <b>306.3</b> |

Nota: Los capítulos (tipo negro), son índices ponderados. Los grupos, índices simples.



## DEL COMERCIO EN GENERAL EN EL PAIS

(Base: 1952 = 100)

| 1963    | 1 9 6 4 |         |       |       |       |       |        |        |         |         | 1963    | 1962  | SECCIONES<br>Y<br>DIVISIONES |
|---------|---------|---------|-------|-------|-------|-------|--------|--------|---------|---------|---------|---|------------------------------|
| Dicbre. | Enero   | Febrero | Marzo | Abril | Mayo  | Junio | Julio  | Agosto | Sepbre. | Sepbre. | Sepbre. |   |                              |
| 310.4   | 314.9   | 321.6   | 334.6 | 347.4 | 353.1 | 361.2 | 356.7  | 349.8  | 341.0   | 288.4   | 215.2   | <b>Productos alimenticios:</b>                |                              |
| 267.5   | 264.6   | 273.5   | 285.9 | 311.3 | 315.3 | 316.3 | 322.3  | 328.4  | 325.0   | 254.0   | 230.9   | Animales vivos.                               |                              |
| 272.5   | 277.1   | 282.6   | 291.6 | 300.4 | 309.9 | 318.1 | 329.2  | 335.5  | 305.6   | 260.6   | 227.5   | Carnes y preparados.                          |                              |
| 292.9   | 294.4   | 295.6   | 309.0 | 314.8 | 320.7 | 300.3 | 305.0  | 302.6  | 311.8   | 276.5   | 220.0   | Productos lácteos y huevos.                   |                              |
| 329.1   | 329.1   | 329.1   | 329.1 | 329.1 | 329.1 | 345.7 | 352.8  | 352.8  | 352.8   | 329.1   | 282.1   | Pescado y preparados.                         |                              |
| 314.2   | 319.1   | 323.2   | 329.1 | 337.2 | 342.7 | 364.8 | 364.6  | 352.7  | 343.6   | 284.6   | 205.8   | Cereales y preparados.                        |                              |
| 370.3   | 363.3   | 392.5   | 444.7 | 485.3 | 524.0 | 538.7 | 483.4  | 447.9  | 422.4   | 302.0   | 213.9   | Frutas y legumbres.                           |                              |
| 441.4   | 465.0   | 461.9   | 459.7 | 471.6 | 470.3 | 468.4 | 457.6  | 448.8  | 451.1   | 445.1   | 234.9   | Azúcar y preparados.                          |                              |
| 235.8   | 241.1   | 251.0   | 251.2 | 261.0 | 262.3 | 262.6 | 261.1  | 261.0  | 260.9   | 225.4   | 183.5   | Café y cacao.                                 |                              |
| 241.8   | 258.6   | 260.9   | 265.1 | 270.9 | 271.6 | 274.0 | 274.8  | 279.3  | 280.6   | 246.8   | 179.9   | Alimentos diversos.                           |                              |
| 314.5   | 315.7   | 318.7   | 325.5 | 324.0 | 323.0 | 325.0 | 333.6  | 334.7  | 333.5   | 292.2   | 214.2   | <b>Bebidas y tabaco:</b>                      |                              |
| 297.0   | 305.3   | 305.3   | 310.0 | 309.3 | 308.8 | 309.8 | 318.3  | 318.4  | 316.8   | 286.4   | 211.9   | Bebidas.                                      |                              |
| 349.3   | 336.2   | 345.3   | 356.1 | 353.2 | 351.2 | 355.2 | 363.8  | 367.1  | 366.6   | 303.8   | 218.9   | Tabaco y manufacturas.                        |                              |
| 262.0   | 262.9   | 268.1   | 269.0 | 271.1 | 271.4 | 269.0 | 273.5  | 274.7  | 277.5   | 263.0   | 227.7   | <b>Materias primas no combustibles:</b>       |                              |
| 244.8   | 240.0   | 240.0   | 236.8 | 236.8 | 225.5 | 220.7 | 220.7  | 222.3  | 222.3   | 249.7   | 232.0   | Cueros sin curtir.                            |                              |
| 228.0   | 233.8   | 238.2   | 245.4 | 258.5 | 278.8 | 303.1 | 334.0  | 363.1  | 367.4   | 214.9   | 200.4   | Semillas oleaginosas.                         |                              |
| 294.5   | 294.5   | 293.5   | 259.1 | 290.5 | 288.8 | 287.0 | 288.9  | 283.2  | 283.7   | 297.0   | 211.4   | Caucho en bruto.                              |                              |
| 311.9   | 312.0   | 318.4   | 314.3 | 320.4 | 320.5 | 330.0 | 326.2  | 325.8  | 325.7   | 312.9   | 264.3   | Maderas en bruto.                             |                              |
| 253.7   | 254.8   | 258.9   | 259.0 | 259.0 | 259.0 | 247.1 | 247.1  | 248.1  | 248.1   | 252.5   | 222.8   | Fibras textiles.                              |                              |
| 305.2   | 308.7   | 310.4   | 321.0 | 312.5 | 318.3 | 326.9 | 328.6  | 325.1  | 342.1   | 317.6   | 236.2   | Minerales en bruto.                           |                              |
| 365.3   | 374.4   | 453.4   | 441.8 | 500.9 | 500.2 | 530.1 | 572.6  | 520.8  | 520.8   | 365.3   | 338.8   | Minerales metálicos.                          |                              |
| 324.2   | 329.3   | 331.4   | 336.6 | 332.4 | 333.6 | 334.1 | 337.5  | 338.1  | 336.0   | 322.0   | 246.1   | <b>Combustibles y lubricantes:</b>            |                              |
| 324.2   | 329.3   | 331.4   | 333.6 | 332.4 | 333.6 | 334.1 | 337.5  | 338.1  | 336.0   | 322.0   | 246.1   | Combustibles y lubricantes.                   |                              |
| 480.7   | 486.7   | 496.3   | 496.2 | 520.1 | 529.2 | 545.7 | 543.3  | 551.1  | 555.4   | 486.3   | 361.8   | <b>Aceites y grasas vegetales y animales:</b> |                              |
| 480.7   | 486.7   | 490.3   | 496.2 | 520.1 | 529.2 | 545.7 | 543.3  | 551.1  | 555.4   | 486.3   | 361.8   | Aceites y grasas.                             |                              |
| 281.2   | 282.3   | 284.7   | 285.0 | 285.3 | 286.5 | 288.2 | 293.4r | 293.0  | 293.3   | 279.3   | 222.1   | <b>Productos químicos:</b>                    |                              |
| 246.8   | 251.7   | 252.3   | 253.1 | 255.2 | 255.3 | 257.3 | 260.1  | 261.4  | 261.2   | 247.0   | 188.0   | Compuestos químicos.                          |                              |
| 355.2   | 355.2   | 355.2   | 355.2 | 355.2 | 355.2 | 363.4 | 363.4  | 363.4  | 363.4   | 343.4   | 290.1   | Colorantes y curtiembres.                     |                              |
| 263.1   | 263.1   | 262.8   | 262.8 | 263.1 | 263.1 | 263.9 | 274.3r | 273.1  | 273.1   | 261.5   | 215.9   | Productos farmacéuticos.                      |                              |
| 267.4   | 267.4   | 267.4   | 267.4 | 267.4 | 267.4 | 288.7 | 288.7  | 288.7  | 288.7   | 267.4   | 216.9   | Perfumería y tocador.                         |                              |
| 365.2   | 365.2   | 409.7   | 409.7 | 409.7 | 415.9 | 415.9 | 415.9  | 415.9  | 415.9   | 365.2   | 193.7   | Abonos manufacturados.                        |                              |
| 304.4   | 304.0   | 305.6   | 306.4 | 304.8 | 306.6 | 306.7 | 305.9r | 304.9  | 306.4   | 304.1   | 247.9   | Explosivos y diversos.                        |                              |
| 278.3   | 278.3   | 282.2   | 282.3 | 284.9 | 284.5 | 286.5 | 288.9  | 290.1  | 294.0   | 278.4   | 218.3   | <b>Artículos manufacturados:</b>              |                              |
| 298.9   | 298.9   | 302.4   | 306.7 | 308.8 | 310.1 | 310.1 | 308.7  | 308.7  | 310.5   | 294.9   | 251.3   | Manufacturas de cuero.                        |                              |
| 278.3   | 268.5   | 268.5   | 268.5 | 268.5 | 268.5 | 268.5 | 268.5  | 268.5  | 269.0   | 273.8   | 191.5   | Manufacturas de caucho.                       |                              |
| 250.2   | 244.7   | 239.2   | 242.2 | 250.3 | 273.7 | 274.9 | 293.4  | 310.6  | 308.5   | 258.1   | 207.4   | Manufacturas de madera                        |                              |
| 312.1   | 311.9   | 319.1   | 313.3 | 325.8 | 329.3 | 330.2 | 329.8  | 333.1  | 333.4   | 309.9   | 247.7   | Manufacturas de papel.                        |                              |
| 255.0   | 255.2   | 261.2   | 261.1 | 262.2 | 262.1 | 262.1 | 262.8  | 262.6  | 265.1   | 255.4   | 204.2   | Hilazas y tejidos.                            |                              |
| 294.5   | 294.7   | 295.6   | 298.3 | 300.9 | 291.8 | 302.3 | 306.5  | 306.4  | 308.4   | 295.5   | 227.2   | De minerales no metálicos                     |                              |
| 273.8   | 274.9   | 275.9   | 276.6 | 277.0 | 276.9 | 279.0 | 281.4  | 282.7  | 300.9   | 268.3   | 208.5   | De metales comunes.                           |                              |
| 368.3   | 371.2   | 373.7   | 373.6 | 378.0 | 378.1 | 379.9 | 387.7  | 392.8  | 400.9   | 370.6   | 282.6   | Metales manufacturados.                       |                              |
| 393.3   | 398.7   | 406.6   | 406.7 | 411.0 | 411.7 | 411.8 | 409.8  | 416.9  | 418.2   | 387.7   | 317.1   | <b>Maquinaria y equipo de transporte:</b>     |                              |
| 384.0   | 395.7   | 395.7   | 395.7 | 396.1 | 395.9 | 395.9 | 395.9  | 395.9  | 395.9   | 372.4   | 318.3   | Maquinaria no eléctrica.                      |                              |
| 318.8   | 312.5   | 312.9   | 313.0 | 314.6 | 318.4 | 319.3 | 327.9  | 333.7  | 340.0   | 313.5   | 246.8   | Maquinaria eléctrica.                         |                              |
| 463.7   | 463.7   | 489.8   | 489.8 | 502.4 | 502.4 | 502.4 | 489.6  | 509.3  | 509.3   | 464.3   | 364.0   | Material de transporte.                       |                              |
| 286.7   | 287.7   | 288.4   | 291.2 | 292.5 | 295.4 | 295.9 | 296.2  | 296.2  | 296.5   | 285.9   | 223.4   | <b>Artículos manufacturados varios:</b>       |                              |
| 302.0   | 302.0   | 302.0   | 302.0 | 302.0 | 302.0 | 302.0 | 301.9  | 302.0  | 302.0   | 302.0   | 239.0   | Artículos prefabricados.                      |                              |
| 287.5   | 288.7   | 288.7   | 296.3 | 299.0 | 301.9 | 302.4 | 302.7  | 302.8  | 303.8   | 284.1   | 214.9   | Muebles.                                      |                              |
| 219.3   | 221.6   | 224.1   | 229.5 | 232.1 | 237.6 | 238.6 | 239.2  | 238.9  | 239.0   | 219.1   | 169.8   | Vestuario.                                    |                              |
| 291.4   | 291.8   | 292.0   | 292.1 | 292.4 | 292.4 | 292.9 | 293.9  | 295.0  | 296.6   | 286.3   | 228.3   | Calzado.                                      |                              |
| 356.3   | 356.8   | 355.4   | 355.4 | 355.4 | 357.1 | 357.1 | 356.9  | 356.9  | 356.9   | 357.0   | 280.3   | Manufacturados diversos.                      |                              |
| 309.5   | 312.8   | 318.3   | 326.5 | 334.6 | 338.1 | 343.4 | 342.0r | 338.8  | 334.3   | 294.9   | 225.0   | <b>Indice total.</b>                          |                              |
| 308.3   | 310.0   | 313.7   | 315.6 | 317.5 | 318.0 | 319.4 | 322.2r | 324.0  | 325.4   | 303.5   | 238.0   | <b>Indice total sin alimentos.</b>            |                              |



## INDICE DE PRECIOS DEL MERCADO DE VIVERES EN EL PAIS (1)

CUADRO LXXIV

(Base: año de 1947 = 100)

| ANOS Y MESES          | BOGOTA | ARMENIA | BARRANQUILLA | BUCARAMANGA | BUENAVENTURA | CALI  | CARTAGENA | CUCUTA | GIRARDOT | HONDA | IBAGUE |
|-----------------------|--------|---------|--------------|-------------|--------------|-------|-----------|--------|----------|-------|--------|
| <b>I - POR MAYOR</b>  |        |         |              |             |              |       |           |        |          |       |        |
| 1959 .....            | 291.9  | 317.2   | 281.5        | 321.4       | 287.9        | 297.5 | 257.2     | 327.4  | 294.6    | 283.1 | 289.1  |
| 1960 .....            | 298.4  | 332.2   | 295.8        | 328.4       | 306.1        | 317.3 | 278.9     | 328.1  | 297.2    | 297.7 | 303.1  |
| 1961 .....            | 344.7  | 360.7   | 322.6        | 362.4       | 334.3        | 345.7 | 298.1     | 348.4  | 325.2    | 330.2 | 339.5  |
| 1962 .....            | 330.7  | 366.2   | 331.3        | 353.1       | 342.7        | 356.9 | 293.8     | 345.3  | 319.4    | 329.9 | 333.3  |
| 1963 .....            | 439.8  | 468.0   | 400.3        | 438.1       | 426.5        | 458.8 | 354.9     | 411.6  | 411.5    | 422.2 | 436.7  |
| 1963 Agosto.....      | 447.1  | 488.0   | 411.6        | 452.4       | 420.1        | 452.8 | 393.2     | 433.5  | 423.8    | 426.9 | 444.8  |
| Septiembre.....       | 445.9  | 483.7   | 408.7        | 464.2       | 436.0        | 470.7 | 394.4     | 430.8  | 429.0    | 428.6 | 450.5  |
| Octubre.....          | 471.1  | 500.4   | 423.7        | 475.0       | 437.7        | 501.6 | 392.9     | 395.6  | 455.7    | 440.4 | 461.2  |
| Noviembre.....        | 495.0  | 515.4   | 419.2        | 486.3       | 467.0        | 531.1 | 424.6     | 465.2  | 456.9    | 509.3 | 482.0  |
| Diciembre.....        | 492.1  | 519.1   | 439.4        | 516.7       | 460.4        | 543.9 | 435.8     | 471.4  | 459.3    | 472.6 | 498.4  |
| 1964 Enero.....       | 486.7  | 506.1   | 454.2        | 512.8       | 508.7        | 540.8 | 429.7     | 486.7  | 464.6    | 483.5 | 496.9  |
| Febrero.....          | 518.6  | 535.3   | 454.3        | 513.0       | 508.4        | 552.0 | 448.4     | 499.3  | 466.9    | 504.2 | 542.5  |
| Marzo.....            | 579.3  | 556.1   | 456.4        | 555.6       | 507.0        | 576.7 | 470.2     | 521.2  | 465.5    | 475.6 | 582.8  |
| Abril.....            | 611.8  | 586.7   | 470.4        | 601.5       | 534.8        | 589.4 | 477.0     | 541.8  | 467.6    | 549.0 | 602.5  |
| Mayo.....             | 595.4  | 615.8   | 496.2        | 613.5       | 543.1        | 619.6 | 505.0     | 568.2  | 498.1    | 554.4 | 616.0  |
| Junio.....            | 607.5  | 627.2   | 542.4        | 643.6       | 570.8        | 637.2 | 511.3     | 586.8  | 505.1    | 571.0 | 613.6  |
| Julio.....            | 566.7  | 618.5   | 532.0        | 604.4       | 598.3        | 618.4 | 493.8     | 598.7  | 519.3    | 572.7 | 563.4  |
| Agosto.....           | 542.7  | 583.7   | 503.8        | 581.2       | 543.3        | 588.4 | 469.9     | 574.8  | 499.4    | 537.3 | 553.2  |
| <b>II - POR MENOR</b> |        |         |              |             |              |       |           |        |          |       |        |
| 1959 .....            | 287.6  | 301.2   | 398.7        | 324.3       | 282.3        | 278.7 | 280.3     | 354.7  | 290.8    | 289.2 | 285.1  |
| 1960 .....            | 300.3  | 326.2   | 317.5        | 334.1       | 302.2        | 294.2 | 294.2     | 355.5  | 300.6    | 307.0 | 298.1  |
| 1961 .....            | 324.2  | 345.0   | 338.2        | 367.3       | 336.2        | 317.0 | 323.2     | 376.5  | 326.8    | 336.9 | 328.0  |
| 1962 .....            | 341.5  | 372.1   | 350.8        | 365.0       | 353.1        | 323.1 | 328.4     | 378.5  | 326.4    | 341.9 | 330.3  |
| 1963 .....            | 436.4  | 482.2   | 432.6        | 461.0       | 450.3        | 414.4 | 416.6     | 467.3  | 430.3    | 424.3 | 419.6  |
| 1963 Agosto.....      | 449.6  | 514.8   | 453.6        | 463.5       | 448.7        | 415.1 | 431.4     | 469.4  | 430.1    | 434.6 | 436.6  |
| Septiembre.....       | 488.3  | 509.1   | 449.4        | 467.9       | 460.4        | 428.0 | 426.2     | 474.9  | 432.4    | 436.6 | 443.5  |
| Octubre.....          | 463.6  | 502.7   | 446.4        | 479.8       | 473.0        | 445.8 | 430.4     | 497.5  | 449.7    | 454.5 | 450.8  |
| Noviembre.....        | 480.0  | 517.9   | 449.4        | 494.3       | 486.2        | 463.0 | 464.5     | 513.6  | 487.6    | 465.9 | 468.4  |
| Diciembre.....        | 479.9  | 520.3   | 474.0        | 519.7       | 502.0        | 486.8 | 454.2     | 534.1  | 497.7    | 473.8 | 474.7  |
| 1964 Enero.....       | 492.5  | 517.3   | 485.9        | 520.6       | 516.2        | 490.2 | 465.6     | 538.9  | 492.8    | 490.0 | 482.0  |
| Febrero.....          | 487.1  | 534.9   | 490.3        | 508.1       | 519.5        | 494.1 | 477.9     | 547.1  | 506.9    | 508.2 | 514.7  |
| Marzo.....            | 550.6  | 544.8   | 502.8        | 553.1       | 518.8        | 515.3 | 502.6     | 574.5  | 510.8    | 538.1 | 541.6  |
| Abril.....            | 578.1  | 587.9   | 520.1        | 598.3       | 550.4        | 535.9 | 516.3     | 596.3  | 518.6    | 568.4 | 562.6  |
| Mayo.....             | 586.2  | 625.1   | 546.3        | 617.5       | 557.4        | 558.0 | 509.5     | 617.4  | 541.3    | 559.6 | 574.4  |
| Junio.....            | 606.3  | 619.7   | 578.1        | 640.6       | 571.1        | 555.2 | 531.4     | 636.1  | 562.6    | 577.7 | 572.4  |
| Julio.....            | 579.1  | 623.9   | 580.1        | 615.1       | 570.0        | 552.5 | 523.7     | 643.5  | 567.1    | 576.6 | 553.1  |
| Agosto.....           | 663.7  | 600.5   | 566.2        | 593.2       | 556.2        | 538.0 | 516.4     | 628.0  | 548.5    | 560.6 | 536.6  |
| <b>I - POR MAYOR</b>  |        |         |              |             |              |       |           |        |          |       |        |
| 1959 .....            | 304.9  | 281.4   | 289.6        | 293.9       | 314.8        | 287.9 | 278.7     | 276.4  | 274.6    | 297.0 | 293.5  |
| 1960 .....            | 320.3  | 298.7   | 314.8        | 301.1       | 332.8        | 305.0 | 310.8     | 295.1  | 295.6    | 313.5 | 307.7  |
| 1961 .....            | 352.0  | 328.5   | 337.5        | 335.4       | 346.9        | 331.3 | 319.3     | 325.0  | 325.3    | 346.9 | 336.0  |
| 1962 .....            | 347.4  | 327.8   | 342.8        | 321.7       | 358.1        | 336.5 | 317.9     | 337.9  | 322.1    | 351.4 | 335.2  |
| 1963 .....            | 454.4  | 430.6   | 469.8        | 432.3       | 450.2        | 428.4 | 433.0     | 425.2  | 397.4    | 468.6 | 427.1  |
| 1963 Agosto.....      | 458.9  | 437.3   | 477.9        | 429.6       | 464.8        | 451.5 | 438.9     | 438.1  | 398.0    | 484.3 | 440.6  |
| Septiembre.....       | 468.3  | 445.1   | 502.1        | 455.8       | 455.3        | 456.8 | 440.0     | 423.1  | 416.3    | 504.2 | 447.0  |
| Octubre.....          | 487.9  | 458.5   | 578.9        | 471.9       | 487.1        | 450.1 | 452.8     | 412.3  | 411.8    | 499.1 | 451.1  |
| Noviembre.....        | 504.7  | 522.7   | 528.9        | 495.7       | 491.5        | 417.7 | 463.9     | 441.3  | 436.9    | 491.4 | 477.1  |
| Diciembre.....        | 516.7  | 548.4   | 551.5        | 508.2       | 530.3        | 436.6 | 473.5     | 471.6  | 441.4    | 500.7 | 490.2  |
| 1964 Enero.....       | 526.3  | 492.9   | 567.3        | 518.0       | 530.0        | 516.9 | 486.4     | 496.7  | 453.7    | 504.6 | 497.3  |
| Febrero.....          | 539.7  | 517.9   | 585.9        | 519.5       | 552.0        | 513.1 | 495.6     | 475.8  | 478.1    | 516.0 | 510.1  |
| Marzo.....            | 579.9  | 523.1   | 610.4        | 553.7       | 554.5        | 567.4 | 505.8     | 478.8  | 500.5    | 556.7 | 530.4  |
| Abril.....            | 620.2  | 539.4   | 608.1        | 575.8       | 602.9        | 571.3 | 525.7     | 488.8  | 521.7    | 576.6 | 553.2  |
| Mayo.....             | 641.0  | 561.9   | 589.7        | 594.4       | 620.1        | 595.8 | 544.3     | 511.2  | 511.9    | 587.3 | 568.8  |
| Junio.....            | 647.3  | 579.6   | 583.0        | 585.0       | 648.0        | 599.3 | 538.1     | 546.1  | 576.7    | 579.1 | 588.0  |
| Julio.....            | 641.0  | 561.0   | 592.5        | 555.3       | 631.6        | 576.1 | 553.0     | 558.5  | 612.3    | 561.1 | 575.8  |
| Agosto.....           | 602.3  | 535.9   | 553.9        | 537.4       | 611.5        | 560.6 | 542.0     | 542.8  | 565.7    | 555.6 | 552.9  |
| <b>II - POR MENOR</b> |        |         |              |             |              |       |           |        |          |       |        |
| 1959 .....            | 312.7  | 292.5   | 292.7        | 398.9       | 302.9        | 291.3 | 288.1     | 305.6  | 273.7    | 279.2 | 295.2  |
| 1960 .....            | 328.0  | 309.6   | 309.7        | 303.2       | 321.5        | 309.6 | 318.3     | 332.4  | 298.1    | 297.3 | 311.7  |
| 1961 .....            | 359.5  | 342.5   | 340.1        | 340.6       | 348.0        | 338.8 | 321.6     | 365.8  | 331.1    | 324.8 | 339.5  |
| 1962 .....            | 360.0  | 352.0   | 340.5        | 355.0       | 362.4        | 349.4 | 331.3     | 386.4  | 327.6    | 338.4 | 347.3  |
| 1963 .....            | 459.0  | 442.2   | 460.2        | 458.4       | 443.6        | 475.8 | 409.0     | 458.9  | 399.7    | 442.4 | 439.8  |
| 1963 Agosto.....      | 473.6  | 460.7   | 464.7        | 459.9       | 450.7        | 485.6 | 419.7     | 455.3  | 412.5    | 465.7 | 441.4  |
| Septiembre.....       | 482.2  | 457.9   | 466.6        | 497.0       | 455.5        | 501.5 | 425.9     | 460.4  | 423.2    | 494.5 | 460.3  |
| Octubre.....          | 502.2  | 478.9   | 487.8        | 517.2       | 470.0        | 506.8 | 432.3     | 470.9  | 423.9    | 489.9 | 469.4  |
| Noviembre.....        | 510.4  | 488.3   | 497.9        | 546.4       | 474.1        | 522.8 | 441.2     | 493.9  | 438.4    | 493.9 | 482.9  |
| Diciembre.....        | 522.3  | 500.8   | 509.2        | 555.2       | 504.1        | 539.4 | 442.4     | 505.7  | 447.5    | 510.3 | 496.9  |
| 1964 Enero.....       | 510.9  | 508.7   | 525.3        | 556.7       | 504.2        | 554.7 | 463.4     | 525.0  | 486.6    | 512.6 | 506.1  |
| Febrero.....          | 543.1  | 521.4   | 524.3        | 571.6       | 514.7        | 549.0 | 456.2     | 521.6  | 473.9    | 528.0 | 513.9  |
| Marzo.....            | 577.6  | 529.4   | 559.1        | 598.0       | 526.7        | 621.9 | 480.1     | 536.5  | 491.0    | 575.1 | 540.4  |
| Abril.....            | 614.9  | 554.2   | 567.6        | 603.7       | 573.3        | 627.0 | 528.5     | 547.9  | 519.4    | 598.5 | 564.6  |
| Mayo.....             | 637.8  | 568.5   | 586.7        | 627.8       | 580.7        | 631.6 | 543.7     | 580.6  | 524.4    | 624.6 | 580.9  |
| Junio.....            | 621.4  | 588.9   | 572.9        | 622.5       | 617.0        | 636.8 | 556.0     | 591.6  | 552.1    | 610.0 | 590.6  |
| Julio.....            | 641.6  | 589.8   | 573.6        | 613.1       | 613.8        | 617.3 | 564.6     | 595.6  | 559.2    | 589.8 | 587.8  |
| Agosto.....           | 604.7  | 572.4   | 543.5        | 604.1       | 601.6        | 599.4 | 552.9     | 590.2  | 546.3    | 591.1 | 572.0  |

(1) 40 artículos con 57 variedades.



## INDICE DE PRECIOS DE 15 ARTICULOS ALIMENTICIOS DE PRIMERA NECESIDAD EN EL PAIS (1)

CUADRO LXXXV

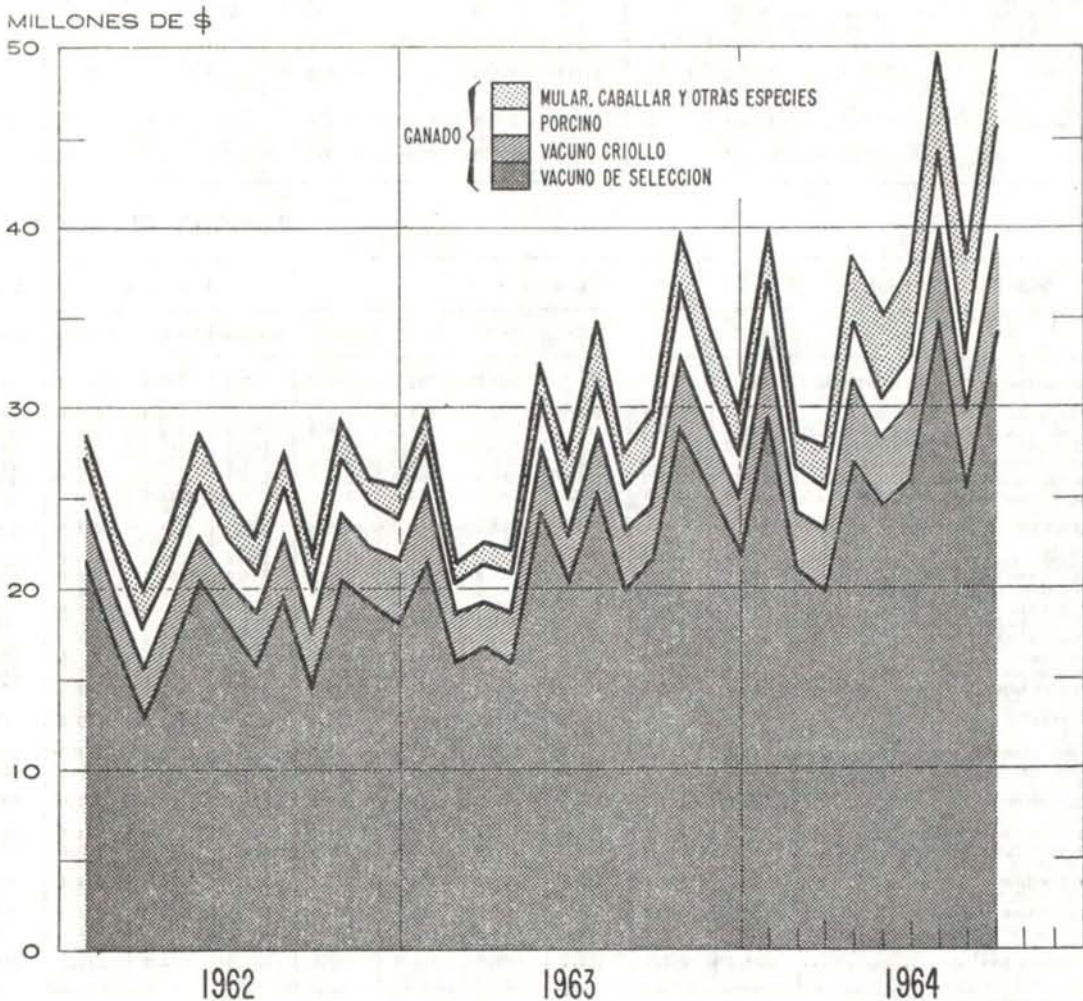
(Base: año de 1952 = 100)

| AÑOS<br>Y<br>MESES | BOGOTÁ | ARMENIA | BARRANQUILLA | BUARAMANGA | CALI | CARTAGENA | CUCUTÁ | GIRARDOT | HONDA | IBAGUE | MANIZALES | MEDELLÍN | NEIVA | PASTO | PEREIRA | POPAYÁN | SANTA MARTA | TUNJA | INDICE NACIONAL |
|--------------------|--------|---------|--------------|------------|------|-----------|--------|----------|-------|--------|-----------|----------|-------|-------|---------|---------|-------------|-------|-----------------|
| 1959 .....         | 183    | 192     | 189          | 186        | 184  | 196       | 205    | 176      | 201   | 184    | 167       | 182      | 193   | 188   | 176     | 185     | 190         | 186   | 185             |
| 1960 .....         | 188    | 202     | 192          | 193        | 195  | 215       | 203    | 178      | 212   | 190    | 179       | 198      | 197   | 194   | 207     | 202     | 198         | 176   | 195             |
| 1961 .....         | 215    | 217     | 215          | 213        | 216  | 240       | 219    | 203      | 236   | 215    | 197       | 213      | 200   | 224   | 235     | 216     | 224         | 208   | 216             |
| 1962 .....         | 207    | 215     | 217          | 200        | 222  | 233       | 215    | 204      | 237   | 212    | 195       | 213      | 201   | 210   | 233     | 217     | 227         | 220   | 213             |
| 1963 .....         | 278    | 272     | 274          | 262        | 299  | 311       | 274    | 257      | 313   | 290    | 264       | 278      | 295   | 292   | 303     | 296     | 288         | 291   | 280             |
| 1963 Oct..         | 296    | 299     | 299          | 286        | 324  | 320       | 295    | 276      | 332   | 315    | 285       | 304      | 291   | 312   | 328     | 315     | 311         | 314   | 303             |
| Nov..              | 300    | 316     | 300          | 295        | 344  | 344       | 314    | 282      | 342   | 321    | 336       | 308      | 352   | 338   | 330     | 319     | 372         | 312   | 320             |
| Dic..              | 339    | 286     | 304          | 316        | 347  | 342       | 327    | 285      | 373   | 322    | 286       | 322      | 365   | 350   | 351     | 329     | 350         | 323   | 325             |
| 1964 Ene..         | 303    | 324     | 310          | 316        | 362  | 359       | 333    | 286      | 380   | 333    | 298       | 325      | 376   | 366   | 360     | 353     | 370         | 323   | 337             |
| Feb..              | 313    | 325     | 303          | 304        | 363  | 335       | 336    | 287      | 402   | 356    | 305       | 333      | 362   | 366   | 380     | 345     | 369         | 330   | 335             |
| Mar..              | 336    | 336     | 324          | 333        | 370  | 380       | 360    | 282      | 405   | 380    | 327       | 348      | 395   | 376   | 383     | 365     | 384         | 360   | 354             |
| Abr..              | 352    | 352     | 335          | 356        | 379  | 397       | 368    | 284      | 454   | 390    | 342       | 344      | 366   | 392   | 411     | 374     | 388         | 369   | 365             |
| May..              | 362    | 433     | 359          | 362        | 390  | 428       | 372    | 305      | 428   | 396    | 356       | 370      | 392   | 411   | 420     | 387     | 482         | 377   | 385             |
| Jun..              | 364    | 386     | 388          | 397        | 409  | 449       | 382    | 314      | 446   | 400    | 364       | 340      | 397   | 416   | 380     | 398     | 500         | 373   | 389             |
| Jul..              | 361    | 385     | 376          | 394        | 403  | 439       | 397    | 333      | 446   | 383    | 368       | 385      | 401   | 390   | 429     | 388     | 476         | 362   | 390             |
| Ago..              | 335    | 368     | 352          | 373        | 392  | 416       | 389    | 358      | 419   | 373    | 349       | 378      | 371   | 381   | 418     | 380     | 409         | 361   | 375             |
| Sep..              | 330    | 358     | 352          | 352        | 385  | 402       | 378    | 397      | 403   | 361    | 343       | 353      | 360   | 389   | 411     | 378     | 390         | 354   | 368             |
| Oct..              | 329    | 360     | 351          | 333        | 384  | (.)       | 364    | 387      | 387   | 351    | 336       | 358      | 372   | 364   | 405     | 361     | 391         | 344   | (.)             |

(1) Arroz, azúcar, café, carne de cerdo, carne de res, frijoles, harina de trigo, huevos, leche, maíz, manteca vegetal, panela, papa, plátano y yuca. (.) Pendientes de recibir datos.

## FERIA SEMANAL DE GANADOS DE MEDELLIN

GRAFICO 5



CUADRO LXXXVI

| NOMENCLATURA<br>DE LOS GANADOS               | NUMERO DE ANIMALES VENDIDOS |                |               |               |               |               |               |               |               |               |
|--|-----------------------------|----------------|---------------|---------------|---------------|---------------|---------------|---------------|---------------|---------------|
|  | AÑOS                        |                | 1964          |               |               |               |               |               | 1963          | 1962          |
|  | 1962                        | 1963           | Abril         | Mayo          | Junio         | Julio         | Agosto        | Sepbre.       | Sepbre.       | Sepbre.       |
| <b>Ganado vacuno de selección (cruzado):</b> | 207.346                     | 235.707        | 19.370        | 17.371        | 19.613        | 25.879        | 18.881        | 25.209        | 19.682        | 13.587        |
| Novillos para ceba (2 a 3 años)....          | 35.991                      | 40.524         | 1.901         | 2.535         | 3.211         | 4.875         | 2.287         | 3.224         | 2.760         | 1.643         |
| Novillos para ceba (3 a 4 años)....          | 17.603                      | —              | —             | —             | —             | —             | —             | —             | —             | —             |
| Novillos cebados (3 a 4 años)....            | 57.985                      | 60.359         | 4.952         | 4.692         | 6.108         | 6.204         | 5.050         | 6.438         | 4.707         | 4.750         |
| Novillos cebados (4 a 5 años)....            | 71.676                      | 86.611         | 9.227         | 6.314         | 5.706         | 8.470         | 6.317         | 7.977         | 7.113         | 5.294         |
| Vacas horras para ceba.....                  | 2.964                       | —              | —             | —             | —             | —             | —             | —             | —             | —             |
| Vacas horras para sacrificio.....            | 21.127                      | 48.213         | 3.290         | 3.830         | 4.588         | 6.330         | 5.227         | 7.570         | 5.102         | 1.900         |
| <b>Ganado vacuno criollo:</b>                | 39.238                      | 39.165         | 4.330         | 4.035         | 3.791         | 4.700         | 3.787         | 4.745         | 3.088         | 3.353         |
| Machos de levante (12 a 24 meses)..          | 1.607                       | 1.341          | 245           | 320           | 250           | 530           | 230           | 310           | 114           | 40            |
| Novillos para ceba - 1ª clase.....           | 260                         | 214            | —             | —             | —             | —             | —             | —             | —             | —             |
| Novillos para ceba - 2ª clase.....           | 4.510                       | 5.889          | 637           | 743           | 481           | 462           | 466           | 495           | 477           | 458           |
| Novillos para ceba - 3ª clase.....           | 258                         | —              | —             | —             | —             | —             | —             | —             | —             | —             |
| Novillos cebados - 1ª clase.....             | 9.349                       | 1.113          | 713           | 662           | 1.184         | 859           | 973           | 578           | 581           |               |
| Novillos cebados - 2ª clase.....             | 8.969                       | 8.816          | 741           | 876           | 1.063         | 1.207         | 1.169         | 1.655         | 706           | 669           |
| Novillos cebados - 3ª clase.....             | 10.498                      | 7.852          | 1.077         | 991           | 935           | 809           | 562           | 792           | 623           | 1.130         |
| Vacas con cría (hasta 5 años).....           | 3.613                       | 3.464          | 240           | 215           | 212           | 230           | 270           | 330           | 374           | 322           |
| Vacas con cría (5 años en adelante)          | 1.875                       | 2.240          | 277           | 177           | 188           | 278           | 201           | 190           | 216           | 153           |
| <b>Ganado caballar:</b>                      | 1.418                       | 1.102          | 85            | 86            | 95            | 82            | 70            | 91            | 98            | 145           |
| Caballos comunes para vaquería....           | 108                         | —              | —             | —             | —             | —             | —             | —             | —             | —             |
| Caballos de carga.....                       | 1.310                       | 1.102          | 85            | 86            | 95            | 82            | 70            | 91            | 98            | 145           |
| <b>Ganado mular:</b>                         | 1.771                       | 978            | 74            | 94            | 62            | 97            | 54            | 87            | 67            | 122           |
| Mulas de carga - 1ª clase.....               | 173                         | 184            | 74            | 61            | 46            | 2             | 13            | 9             | 44            | 24            |
| Mulas de carga - 2ª clase.....               | 1.598                       | 794            | —             | 30            | 16            | 95            | 41            | 78            | 23            | 98            |
| <b>Ganado porcino:</b>                       | 77.900                      | 69.063         | 6.715         | 4.613         | 4.537         | 7.740         | 5.872         | 11.753        | 6.279         | 5.949         |
| Cerdos gordos.....                           | 77.792                      | 69.015         | 6.712         | 4.613         | 4.537         | 7.740         | —             | 11.753        | 6.279         | 5.947         |
| Cerdos de levante.....                       | 108                         | 48             | 3             | —             | —             | —             | 5.872         | —             | —             | 2             |
| <b>Otras especies:</b>                       | 41.691                      | 39.057         | 4.754         | 5.783         | 6.369         | 7.176         | 4.640         | 5.031         | 3.182         | 3.370         |
| <b>Total.....</b>                            | <b>369.364</b>              | <b>385.072</b> | <b>35.328</b> | <b>31.979</b> | <b>34.467</b> | <b>45.674</b> | <b>33.304</b> | <b>46.916</b> | <b>32.395</b> | <b>26.526</b> |

B) INDICE DE PRECIOS DE

| NOMENCLATURA<br>DE LOS GANADOS               | AÑOS         |              |              |              |              |              | 1963         |              |              | 1964         |
|--|--------------|--------------|--------------|--------------|--------------|--------------|--------------|--------------|--------------|--------------|
|  | 1958         | 1959         | 1960         | 1961         | 1962         | 1963         | Octubre      | Novbre.      | Dicbre.      | Enero        |
| <b>Ganado vacuno de selección (cruzado):</b> | 138.0        | 176.4        | 188.1        | 189.6        | 191.3        | 201.7        | 203.0        | 209.2        | 211.1        | 213.0*       |
| Novillos para ceba (2 a 3 años)....          | 150.5        | 194.1        | 204.1        | 205.2        | 212.4        | 228.2        | 249.3        | 250.4        | 249.9        | 244.3        |
| Novillos para ceba (3 a 4 años)....          | 141.6        | 183.3        | 194.3        | 195.5        | 192.8        | 194.4        | 194.4*       | 194.4*       | 249.9        | 194.4*       |
| Novillos cebados (3 a 4 años)....            | 138.3        | 174.4        | 184.9        | 188.0        | 188.2        | 200.7        | 202.4        | 210.9        | 211.3        | 215.9        |
| Novillos cebados (4 a 5 años)....            | 170.8        | 171.2        | 183.8        | 184.8        | 188.5        | 200.9        | 200.0        | 208.5        | 212.0        | 214.8        |
| Vacas horras para ceba.....                  | 151.6        | 216.7        | 234.5        | 216.9        | 209.3        | 212.1        | 212.1*       | 212.1*       | 212.1*       | 212.1*       |
| Vacas horras para sacrificio.....            | 151.6        | 218.9        | 238.1        | 233.5        | 184.5        | 202.0        | 218.9        | 232.2        | 219.8        | 216.3        |
| <b>Ganado vacuno criollo:</b>                | 141.3        | —            | 201.7        | 212.5        | 210.7        | 221.8        | 221.7        | 224.9        | 232.5        | 243.0        |
| Machos de levante (12 a 24 meses)..          | 125.7        | 182.2        | 221.4        | 242.2        | 200.4        | 178.9        | 194.4        | 171.4        | 177.6        | 225.8        |
| Novillos para ceba - 1ª clase.....           | 145.8        | 180.1        | 213.4        | 228.9        | 217.3        | 249.9        | 204.4*       | 204.4*       | 249.9        | 249.9*       |
| Novillos para ceba - 2ª clase.....           | 144.0        | 185.0        | 211.4        | 234.6        | 243.8        | 248.6        | 273.8        | 270.3        | 264.0        | 284.7        |
| Novillos para ceba - 3ª clase.....           | 141.3        | 182.3        | 209.2        | 227.1        | 252.6        | 266.8        | 266.8*       | 266.8*       | 266.8*       | 283.8        |
| Novillos cebados - 1ª clase.....             | 138.9        | 182.1        | 199.5        | 209.7        | 213.8        | 212.6        | 211.8        | 226.9        | 230.7        | 234.0        |
| Novillos cebados - 2ª clase.....             | 145.0        | 186.2        | 201.9        | 212.2        | 213.4        | 214.2        | 217.9        | 220.4        | 226.4        | 239.7        |
| Novillos cebados - 3ª clase.....             | 150.4        | 189.6        | 203.0        | 213.1        | 210.3        | 217.6        | 215.7        | 226.5        | 224.5        | 232.7        |
| Vacas con cría (hasta 5 años).....           | 131.9        | 147.3        | 165.2        | 154.3        | 154.4        | 222.0        | 259.5        | 233.5        | 227.0        | 242.5        |
| Vacas con cría (5 años en adelante)          | 131.4        | 177.5        | 181.8        | 179.3        | 174.6        | 203.8        | 226.6        | 234.0        | 208.0        | 233.2        |
| <b>Ganado caballar:</b>                      | 122.5        | 128.8        | 143.0        | 153.6        | 166.5        | 212.4        | 249.0        | 259.5        | 283.9        | 255.1        |
| Caballos comunes para vaquería....           | 124.1        | 137.7        | 151.7        | 150.0        | 169.6        | 274.5        | 274.5*       | 274.5*       | 274.5*       | 271.4        |
| Caballos de carga.....                       | 122.3        | 127.6        | 141.8        | 155.8        | 162.0        | 204.3        | 245.7        | 257.5        | 285.1        | 253.0        |
| <b>Ganado mular:</b>                         | 125.5        | 128.4        | 127.9        | 113.8        | 133.2        | 193.2        | 226.2        | 199.4        | 207.0        | 205.4        |
| Mulas de carga - 1ª clase.....               | 129.8        | 131.6        | 134.5        | 109.4        | 128.2        | 214.8        | 207.4*       | 222.0        | 234.6        | 190.4        |
| Mulas de carga - 2ª clase.....               | 119.6        | 124.0        | 119.0        | 117.6        | 113.9        | 164.0        | 251.7        | 168.8        | 169.6        | 225.7        |
| <b>Ganado porcino:</b>                       | 125.0        | 142.2        | 139.1        | 169.0        | 189.4        | 220.6        | 211.3        | 216.2        | 230.4        | 255.4        |
| Cerdos gordos.....                           | 126.2        | 142.6        | 139.3        | 168.3        | 189.0        | 220.6        | 211.5        | 216.5        | 230.0        | 256.1        |
| Cerdos de levante.....                       | 105.9        | 108.5        | 122.8        | 175.7        | 152.2        | 220.6        | 194.1*       | 194.1*       | 264.7        | 197.7        |
| <b>Indice total.....</b>                     | <b>136.7</b> | <b>171.7</b> | <b>182.7</b> | <b>189.6</b> | <b>193.7</b> | <b>207.7</b> | <b>207.5</b> | <b>212.9</b> | <b>217.7</b> | <b>224.2</b> |

— = No hubo movimiento.



## GANADOS DE MEDELLIN

## TRANSACCIONES DE LAS ESPECIES

(Base: Julio 1954—Junio 1955 = 100)

| VALOR DE LAS TRANSACCIONES (MILES DE PESOS) |         |        |        |        |        |        |         |         |         | NOMENCLATURA<br>DE LOS GANADOS        |
|---|---------|--------|--------|--------|--------|--------|---------|---------|---------|---------------------------------------|
| AÑOS  |         | 1964   |        |        |        |        |         | 1963    | 1962    |                                       |
| 1962  | 1963    | Abril  | Mayo   | Junio  | Julio  | Agosto | Septbr. | Septbr. | Septbr. |                                       |
| 218.258                                     | 257.359 | 27.008 | 24.206 | 25.969 | 34.644 | 25.364 | 34.084  | 21.493  | 14.345  | Ganado vacuno de selección (cruzado): |
| 28.808                                      | 35.001  | 1.884  | 2.604  | 3.556  | 5.392  | 2.610  | 3.379   | 2.358   | 1.361   | Novillos para ceba (2 a 3 años)       |
| 15.704                                      |         |        |        |        |        |        |         |         |         | Novillos para ceba (3 a 4 años)       |
| 61.220                                      | 67.954  | 6.357  | 6.514  | 8.309  | 8.509  | 6.945  | 9.385   | 5.400   | 4.973   | Novillos cebados (3 a 4 años)         |
| 90.742                                      | 111.857 | 15.090 | 11.253 | 9.907  | 14.617 | 10.923 | 13.776  | 9.665   | 6.665   | Novillos cebados (4 a 5 años)         |
| 1.754                                       |         |        |        |        |        |        |         |         |         | Vacas horras para ceba                |
| 15.030                                      | 37.547  | 3.677  | 3.835  | 4.197  | 6.126  | 4.886  | 7.544   | 4.070   | 1.346   | Vacas horras para sacrificio          |
| 85.563                                      | 37.640  | 4.628  | 4.332  | 4.331  | 5.273  | 4.423  | 5.509   | 2.963   | 3.028   | Ganado vacuno criollo:                |
| 596   | 444     | 104    | 140    | 127    | 261    | 100    | 128     | 44      | 14      | Machos de levante (12 a 24 meses)     |
| 198   | 188     |        |        |        |        |        |         |         |         | Novillos para ceba - 1ª clase         |
| 8.283                                       | 4.380   | 524    | 662    | 454    | 374    | 388    | 452     | 356     | 324     | Novillos para ceba - 2ª clase         |
| 172   |         |        |        |        |        |        |         |         |         | Novillos para ceba - 3ª clase         |
| 8.712                                       | 10.587  | 1.491  | 983    | 922    | 1.684  | 1.283  | 1.370   | 628     | 648     | Novillos cebados - 1ª clase           |
| 9.035                                       | 8.916   | 899    | 1.063  | 1.331  | 1.490  | 1.480  | 2.021   | 702     | 672     | Novillos cebados - 2ª clase           |
| 9.250                                       | 7.156   | 1.056  | 1.025  | 1.012  | 859    | 584    | 830     | 566     | 967     | Novillos cebados - 3ª clase           |
| 3.143                                       | 4.332   | 302    | 294    | 307    | 342    | 406    | 516     | 506     | 308     | Vacas con cría (hasta 5 años)         |
| 1.174                                       | 1.637   | 252    | 165    | 178    | 263    | 182    | 192     | 161     | 95      | Vacas con cría (5 años en adelante)   |
| 609   | 582     | 60     | 65     | 68     | 67     | 51     | 67      | 62      | 59      | Ganado caballar:                      |
| 61  |         |        |        |        |        |        |         |         |         | Caballos comunes para vaquería        |
| 548   | 582     | 60     | 65     | 68     | 67     | 51     | 67      | 62      | 59      | Caballos de carga                     |
| 873   | 753     | 80     | 104    | 82     | 116    | 67     | 115     | 68      | 61      | Ganado mular:                         |
| 118   | 213     | 80     | 82     | 66     | 3      | 20     | 14      | 48      | 15      | Mulas de carga - 1ª clase             |
| 755   | 540     |        | 22     | 16     | 113    | 47     | 101     | 20      | 46      | Mulas de carga - 2ª clase             |
| 29.195                                      | 80.231  | 3.191  | 2.402  | 2.392  | 4.121  | 3.074  | 6.134   | 2.817   | 2.375   | Ganado porcino:                       |
| 29.186                                      | 29.186  | 3.190  | 2.402  | 2.392  | 4.121  | 3.074  | 6.134   | 2.817   | 2.375   | Cerdos gordos                         |
| 9   | 6       | 1      |        |        |        |        |         |         |         | Cerdos de levante                     |
| 22.172                                      | 24.554  | 3.473  | 4.851  | 5.250  | 5.670  | 3.817  | 3.985   | 2.252   | 1.746   | Otras especies:                       |
| 301.670                                     | 351.118 | 38.440 | 35.460 | 38.092 | 49.881 | 36.796 | 49.894  | 29.655  | 21.614  | Total                                 |

## LAS PRINCIPALES ESPECIES

| VALOR DE LAS TRANSACCIONES (MILES DE PESOS) |       |        |        |        |        |        |         |         |         | NOMENCLATURA<br>DE LOS GANADOS        |
|---|-------|--------|--------|--------|--------|--------|---------|---------|---------|---------------------------------------|
| AÑOS  |       | 1964   |        |        |        |        |         | 1963    | 1962    |                                       |
| 1962  | 1963  | Abril  | Mayo   | Junio  | Julio  | Agosto | Septbr. | Septbr. | Septbr. |                                       |
| 214.0                                       | 223.5 | 232.9  | 248.5  | 245.4  | 244.8  | 245.9  | 245.0   | 202.9   | 191.3   | Ganado vacuno de selección (cruzado): |
| 245.7                                       | 248.8 | 262.9  | 272.6  | 193.9  | 293.4  | 302.8  | 278.1   | 226.7   | 219.8   | Novillos para ceba (2 a 3 años)       |
| 194.4                                       | 194.4 | 194.4* | 194.4* | 194.4* | 194.4* | 194.4* | 194.4*  | 194.4*  | 194.4*  | Novillos para ceba (3 a 4 años)       |
| 214.9                                       | 221.5 | 228.8  | 247.5  | 242.5  | 244.5  | 245.2  | 259.9   | 204.5   | 186.6   | Novillos cebados (3 a 4 años)         |
| 216.6                                       | 230.9 | 243.5  | 265.3  | 258.5  | 256.9  | 257.5  | 257.1   | 202.3   | 187.5   | Novillos cebados (4 a 5 años)         |
| 212.1                                       | 212.1 | 212.1* | 212.1* | 212.1* | 212.1* | 212.1  | 212.1*  | 212.1*  | 215.3*  | Vacas horras para ceba                |
| 222.9                                       | 266.4 | 289.9  | 259.7  | 237.3  | 251.0  | 242.4  | 258.5   | 206.9   | 183.7   | Vacas horras para sacrificio          |
| 236.1                                       | 241.6 | 251.0  | 258.0  | 265.8  | 262.7  | 264.3  | 263.4   | 214.4   | 207.5   | Ganado vacuno criollo:                |
| 295.1                                       | 205.7 | 228.9  | 236.5  | 274.3  | 265.9  | 236.4  | 222.4   | 209.5   | 189.0   | Machos de levante (12 a 24 meses)     |
| 249.9                                       | 249.9 | 249.9* | 249.9* | 249.9* | 249.9* | 249.9  | 249.9*  | 204.4*  | 204.4*  | Novillos para ceba - 1ª clase         |
| 242.7                                       | 234.7 | 274.7  | 297.8  | 315.5  | 270.5  | 278.4  | 305.5   | 249.2   | 236.4   | Novillos para ceba - 2ª clase         |
| 283.8                                       | 283.8 | 283.8* | 283.8* | 283.8* | 283.8* | 283.8* | 283.8*  | 266.8*  | 242.2*  | Novillos para ceba - 3ª clase         |
| 225.9                                       | 241.5 | 251.5  | 258.8  | 261.4  | 267.0  | 270.8  | 264.3   | 204.0   | 209.2   | Novillos cebados - 1ª clase           |
| 228.6                                       | 244.6 | 257.1  | 257.1  | 265.2  | 261.4  | 268.1  | 258.7   | 210.7   | 213.0   | Novillos cebados - 2ª clase           |
| 223.9                                       | 239.1 | 234.1  | 246.9  | 258.4  | 253.4  | 248.0  | 250.1   | 216.9   | 204.4   | Novillos cebados - 3ª clase           |
| 236.2                                       | 239.2 | 223.5  | 242.4  | 256.9  | 263.9  | 266.9  | 277.6   | 240.0   | 169.6   | Vacas con cría (hasta 5 años)         |
| 222.6                                       | 236.2 | 253.5  | 259.6  | 263.6  | 264.2  | 252.3  | 282.0   | 207.6   | 172.6   | Vacas con cría (5 años en adelante)   |
| 230.1                                       | 249.6 | 273.3  | 289.4  | 274.5  | 270.1  | 282.1  | 283.1   | 246.4   | 155.8   | Ganado caballar:                      |
| 271.4                                       | 271.4 | 271.4* | 271.4* | 271.4* | 271.4* | 271.4* | 271.4*  | 274.5*  | 144.8*  | Caballos comunes para vaquería        |
| 224.7                                       | 246.7 | 273.5  | 291.7  | 274.9  | 269.9  | 283.5  | 284.6   | 242.8   | 157.2   | Caballos de carga                     |
| 268.6                                       | 263.8 | 234.3  | 222.1  | 258.4  | 284.6  | 279.9  | 295.1   | 209.3   | 114.6   | Ganado mular:                         |
| 263.9                                       | 255.6 | 204.3  | 252.6  | 271.1  | 282.8  | 294.4  | 282.8   | 207.4   | 115.0   | Mulas de carga - 1ª clase             |
| 275.0                                       | 275.0 | 275.0* | 180.9  | 241.2  | 287.1  | 275.9  | 311.7   | 211.8   | 114.0   | Mulas de carga - 2ª clase             |
| 234.6                                       | 231.1 | 239.0  | 261.5  | 264.8  | 267.4  | 262.9  | 262.1   | 225.7   | 200.9   | Ganado porcino:                       |
| 235.0                                       | 231.4 | 239.5  | 262.3  | 265.6  | 268.3  | 263.7  | 262.9   | 226.0   | 201.2   | Cerdos gordos                         |
| 197.7                                       | 202.9 | 194.1  | 194.1* | 194.1* | 194.1* | 194.1* | 194.1*  | 200.4*  | 176.5   | Cerdos de levante                     |
| 220.9                                       | 227.8 | 236.9  | 252.0  | 251.7  | 251.3  | 251.7  | 251.5   | 208.3   | 194.8   | Índice total                          |

\* Dato prolongado.

## FERIA MENSUAL DE GANADOS DE CARTAGO

CUADRO LXXXVII

| NOMENCLATURA<br>DE LOS GANADOS               | NUMERO DE ANIMALES<br>VENDIDOS |        |         | VALOR DE LAS TRANSAC-<br>CIONES (MILES DE PESOS) |        |         | INDICE DE PRECIOS<br>(1955-1956=100) |       |         |
|--|--------------------------------|--------|---------|--|--------|---------|--------------------------------------|-------|---------|
|  | 1962                           | 1963   | 1964    | 1962   | 1963   | 1964    | 1962                                 | 1963  | 1964    |
|  |                                |        | Octubre |  |        | Octubre |                                      |       | Octubre |
| <b>Ganado vacuno de selección (cruzado):</b> | 32.549                         | 32.540 | 2.000   | 25.573   | 24.998 | 1.808   | 176.7                                | 175.7 | 217.5   |
| Machos de levante (12 a 18 meses).....       | 2.437                          | 3.690  | 263     | 1.422  | 1.941  | 164     | 181.3                                | 177.6 | 210.6   |
| Machos de levante (18 a 24 meses).....       | 2.649                          | 4.564  | 159     | 1.619  | 2.996  | 123     | 205.0                                | 202.5 | 238.2   |
| Novillos para ceba (2 a 3 años).....         | 4.613                          | 4.926  | 309     | 3.660  | 3.807  | 278     | 183.2                                | 178.5 | 207.5   |
| Novillos para ceba (3 a 4 años).....         | 13.291                         | 7.312  | 212     | 11.815   | 6.540  | 239     | 173.2                                | 194.8 | 219.8   |
| Novillos para ceba (clase extra).....        | 2.231                          | 4.266  | 372     | 2.096  | 4.085  | 446     | 167.8                                | 171.0 | 214.4   |
| Terneras (12 a 18 meses).....                | 659                            | 741    | 123     | 351  | 375    | 77      | 288.2                                | 276.1 | 340.4   |
| Novillas (18 a 24 meses).....                | 1.164                          | 1.048  | 218     | 718  | 641    | 160     | 173.9                                | 172.5 | 206.9   |
| Vacas con cría (3 a 5 años).....             | 177                            | 573    | 14      | 197  | 691    | 24      | 137.8                                | 149.2 | 212.7   |
| Vacas horras para ceba.....                  | 5.148                          | 5.043  | 292     | 3.542  | 3.580  | 253     | 179.9                                | 185.6 | 226.4   |
| Vacas horras para sacrificio.....            | 180                            | 377    | 38      | 153  | 339    | 44      | 190.7                                | 201.5 | 258.8   |
| <b>Ganado vacuno criollo:</b>                | 7.062                          | 3.605  | 342     | 3.388  | 1.823  | 261     | 169.4                                | 170.4 | 180.1   |
| Terneros (hasta 12 meses).....               | 532                            | 244    | 10      | 148  | 67     | 3       | 214.7                                | 211.1 | 246.9   |
| Machos de levante (12 a 24 meses).....       | 2.142                          | 1.164  | —       | 796  | 431    | —       | 173.1                                | 172.3 | 177.0*  |
| Novillos para ceba (2ª clase).....           | 495                            | 96     | 30      | 334  | 67     | 21      | 163.4                                | 168.6 | 164.4   |
| Novillos para ceba (3ª clase).....           | 578                            | 282    | —       | 320  | 148    | —       | 164.6                                | 155.8 | 160.4*  |
| Toros y bueyes para sacrificio.....          | 65                             | 68     | —       | 49   | 56     | —       | 165.0                                | 180.4 | 217.7*  |
| Terneras (hasta 12 meses).....               | 438                            | 307    | 26      | 124  | 91     | 10      | 235.0                                | 146.6 | 332.2   |
| Novillas (12 a 24 meses).....                | 1.033                          | 381    | 63      | 372  | 139    | 30      | 183.6                                | 186.5 | 241.4   |
| Novillas (24 meses en adelante).....         | 104                            | 76     | 60      | 56   | 40     | 36      | 188.3                                | 183.5 | 211.4   |
| Vacas con cría (hasta 5 años).....           | 269                            | 303    | 31      | 252  | 317    | 37      | 205.3                                | 229.2 | 260.8   |
| Vacas con cría (5 años en adelante).....     | 424                            | 188    | 78      | 314  | 146    | 78      | 237.1                                | 249.0 | 320.8   |
| Vacas horras para ceba.....                  | 642                            | 269    | —       | 377  | 152    | —       | 217.6                                | 209.5 | 218.5*  |
| Vacas horras para sacrificio.....            | 16                             | 9      | 3       | 11   | 6      | 2       | 194.6                                | 186.1 | 199.3   |
| Vacas horras para cría.....                  | 324                            | 218    | 41      | 235  | 163    | 44      | 188.8                                | 195.0 | 279.9   |
| <b>Ganado caballar:</b>                      | 1.100                          | 1.355  | 173     | 364  | 540    | 99      | 140.0                                | 161.5 | 210.9   |
| Caballos comunes de silla.....               | 83                             | 103    | 42      | 57   | 91     | 41      | 126.7                                | 170.2 | 179.9   |
| Caballos comunes para vaquería.....          | 257                            | 322    | 24      | 97   | 139    | 13      | 137.7                                | 157.4 | 191.4   |
| Caballos comunes de carga.....               | 201                            | 203    | 23      | 43   | 49     | 8       | 137.5                                | 156.4 | 214.1   |
| Potros comunes.....                          | 44                             | 83     | 25      | 10   | 21     | 9       | 160.2                                | 177.3 | 246.3   |
| Yeguas comunes de silla.....                 | 35                             | 53     | 4       | 24   | 43     | 3       | 128.6                                | 154.5 | 163.3   |
| Yeguas comunes para vaquería.....            | 203                            | 274    | 21      | 75   | 119    | 11      | 136.9                                | 163.5 | 202.2   |
| Yeguas de carga.....                         | 216                            | 221    | 24      | 45   | 52     | 10      | 143.0                                | 162.4 | 285.4   |
| Potrancas comunes.....                       | 56                             | 96     | 10      | 13   | 26     | 4       | 155.8                                | 179.5 | 250.7   |
| <b>Ganado mular:</b>                         | 426                            | 415    | 37      | 244  | 282    | 33      | 147.6                                | 168.9 | 234.2   |
| Mulas de carga - 1ª clase.....               | 190                            | 212    | 15      | 141  | 177    | 17      | 159.6                                | 179.8 | 250.4   |
| Mulas de carga - 2ª clase.....               | 236                            | 203    | 22      | 103  | 105    | 16      | 133.1                                | 157.6 | 217.7   |
| <b>Ganado porcino:</b>                       | 2.821                          | 2.296  | 145     | 334  | 313    | 28      | 142.4                                | 149.2 | 208.6   |
| Cerdos gordos.....                           | 278                            | 297    | 9       | 85   | 106    | 5       | 140.1                                | 164.2 | 227.6   |
| Cerdos flacos.....                           | 551                            | 419    | 64      | 94   | 73     | 16      | 143.3                                | 147.4 | 212.8   |
| Cerdos de levante.....                       | 1.960                          | 1.544  | 72      | 143  | 121    | 7       | 140.5                                | 150.2 | 193.7   |
| Hembras adultas para cría.....               | 32                             | 36     | —       | 12   | 13     | —       | 156.2                                | 154.9 | 218.7*  |
| <b>Otras especies de ganados</b>             | 6.315                          | 9.366  | 688     | 3.363  | 4.708  | 560     |                                      |       |         |
| <b>Total.....</b>                            | 50.273                         | 49.577 | 3.385   | 33.266   | 32.654 | 2.789   | 171.7                                | 172.3 | 197.3   |

\* Estimado. — = No hubo movimiento.



## FERIA SEMANAL DE GANADOS DE ZIPAQUIRA

## A) NUMERO Y VALOR DE LAS TRANSACCIONES DE LAS ESPECIES

CUADRO LXXXVIII

| NOMENCLATURA<br>DE LOS GANADOS        | NUMERO DE ANIMALES VENDIDOS |         |         |         |         | VALOR DE LAS TRANSACCIONES (MILES DE PESOS) |         |         |         |         |
|---------------------------------------|-----------------------------|---------|---------|---------|---------|---|---------|---------|---------|---------|
|                                       | Año                         | 1964    |         | 1963    | 1962    | Año   | 1964    |         | 1963    | 1962    |
|                                       | 1963                        | Septbr. | Octubre | Octubre | Octubre | 1963  | Septbr. | Octubre | Octubre | Octubre |
| Ganado vacuno de selección (cruzado): | 24.349                      | 4.005   | 2.645   | 2.570   | 3.415   | 19.881                                      | 3.786   | 2.517   | 2.115   | 2.655   |
| Machos de levante (8 a 12 meses)...   | 1.790                       | 183     | 137     | 250     | 373     | 487   | 58      | 43      | 68      | 97      |
| Machos de levante (12 a 18 meses)...  | 2.033                       | 432     | 245     | 179     | 287     | 758   | 197     | 112     | 69      | 101     |
| Machos de levante (18 a 24 meses)...  | 1.295                       | 334     | 153     | 120     | 125     | 626   | 202     | 99      | 58      | 58      |
| Novillos para ceba (2 a 3 años)....   | 1.109                       | 247     | 115     | 124     | 122     | 659   | 197     | 99      | 75      | 69      |
| Novillos para ceba (3 a 4 años)....   | 1.693                       | 61      | 21      | 202     | 175     | 1.323                                       | 61      | 21      | 164     | 131     |
| Toros y bueyes para sacrificio.....   | 6.838                       | 1.495   | 953     | 673     | 1.123   | 8.232                                       | 1.943   | 1.207   | 825     | 1.279   |
| Bueyes para trabajo.....              | 1.306                       | 121     | 75      | 147     | 209     | 1.150                                       | 134     | 83      | 128     | 174     |
| Terneras (8 a 12 meses).....          | 540                         | 80      | 63      | 62      | 55      | 144   | 23      | 20      | 17      | 14      |
| Terneras (12 a 18 meses).....         | 597                         | 124     | 121     | 57      | 95      | 220   | 57      | 53      | 22      | 34      |
| Novillas (18 a 24 meses).....         | 689                         | 140     | 68      | 58      | 70      | 323   | 89      | 44      | 28      | 33      |
| Novillas (24 a 30 meses).....         | 660                         | 41      | 30      | 53      | 89      | 383   | 34      | 24      | 30      | 50      |
| Novillas (30 a 36 meses).....         | 940                         | —       | 10      | 109     | 81      | 745   | —       | 10      | 89      | 64      |
| Vacas con cría (3 a 5 años).....      | 1.295                       | 151     | 159     | 140     | 132     | 1.511                                       | 197     | 209     | 180     | 155     |
| Vacas con cría (5 a 8 años).....      | 526                         | 21      | 16      | 42      | 83      | 452   | 23      | 16      | 36      | 67      |
| Vacas horras para ceba.....           | 749                         | 54      | 47      | 82      | 91      | 525   | 42      | 34      | 58      | 54      |
| Vacas horras para sacrificio.....     | 2.379                       | 521     | 432     | 272     | 305     | 2.388                                       | 529     | 443     | 268     | 275     |
| Ganado porcino:                       | 8.338                       | 486     | 448     | 729     | 1.238   | 1.431                                       | 128     | 113     | 129     | 213     |
| Cerdos gordos.....                    | 3.055                       | 361     | 240     | 294     | 493     | 913   | 106     | 82      | 91      | 143     |
| Cerdos flacos.....                    | 2.243                       | 91      | 115     | 142     | 310     | 387   | 15      | 22      | 22      | 47      |
| Cerdos de levante.....                | 3.040                       | 94      | 93      | 293     | 435     | 181   | 7       | 9       | 16      | 23      |
| Ganado ovino:                         | 11.397                      | 586     | 897     | 1.179   | 1.274   | 1.230                                       | 65      | 107     | 129     | 132     |
| Corderos criollos.....                | 5.383                       | 282     | 339     | 460     | 492     | 627   | 30      | 43      | 53      | 55      |
| Ovejas criollas.....                  | 4.418                       | 254     | 497     | 549     | 692     | 499   | 32      | 60      | 65      | 71      |
| Corderos criollos de levante.....     | 1.596                       | 50      | 61      | 170     | 90      | 104   | 3       | 4       | 11      | 6       |
| Otras especies de ganados.....        | 183                         | 161     | 106     | —       | —       | 117   | 119     | 84      | —       | —       |
| Total.....                            | 44.267                      | 5.238   | 4.096   | 4.478   | 5.927   | 22.659                                      | 4.098   | 2.821   | 2.373   | 3.000   |

## B) INDICE DE PRECIOS DE LAS PRINCIPALES ESPECIES

(Base: 1955 — 1956 = 100)

| NOMENCLATURA<br>DE LOS GANADOS        | AÑOS  |       |       |       |       |       | 1964    |         | 1963    | 1962    |
|---------------------------------------|-------|-------|-------|-------|-------|-------|---------|---------|---------|---------|
|                                       | 1958  | 1959  | 1960  | 1961  | 1962  | 1963  | Septbr. | Octubre | Octubre | Octubre |
| Ganado vacuno de selección (cruzado): | 121.7 | 143.9 | 166.7 | 164.0 | 173.0 | 187.6 | 164.9   | 215.2   | 190.3   | 177.3   |
| Machos de levante (8 a 12 meses)...   | 124.0 | 158.6 | 193.7 | 178.2 | 183.0 | 203.8 | 239.4   | 233.6   | 203.7   | 194.9   |
| Machos de levante (12 a 18 meses)...  | 114.2 | 139.1 | 157.9 | 152.7 | 154.0 | 164.1 | 200.5   | 200.5   | 168.5   | 154.3   |
| Machos de levante (18 a 24 meses)...  | 111.1 | 128.4 | 142.5 | 137.1 | 141.8 | 149.9 | 187.7   | 200.7   | 150.2   | 144.0   |
| Novillos para ceba (2 a 3 años)....   | 112.9 | 129.2 | 134.2 | 132.8 | 137.3 | 142.8 | 191.2   | 206.8   | 145.3   | 135.1   |
| Novillos para ceba (3 a 4 años)....   | 124.5 | 138.5 | 146.7 | 148.8 | 160.8 | 168.6 | 215.2   | 214.7   | 175.2   | 161.9   |
| Toros y bueyes para sacrificio.....   | 126.0 | 153.0 | 179.0 | 175.3 | 190.1 | 206.3 | 222.2   | 217.1   | 210.2   | 195.2   |
| Bueyes para trabajo.....              | 118.6 | 134.9 | 160.9 | 162.0 | 173.0 | 186.2 | 233.3   | 234.7   | 184.1   | 176.5   |
| Terneras (8 a 12 meses).....          | 125.8 | 163.6 | 196.6 | 183.3 | 183.4 | 206.9 | 227.4   | 241.9   | 210.2   | 198.0   |
| Terneras (12 a 18 meses).....         | 113.4 | 141.4 | 159.3 | 151.9 | 166.0 | 165.8 | 206.6   | 195.0   | 169.6   | 159.0   |
| Novillas (18 a 24 meses).....         | 109.1 | 129.3 | 140.4 | 138.8 | 140.0 | 146.6 | 195.4   | 198.1   | 148.8   | 143.2   |
| Novillas (24 a 30 meses).....         | 110.5 | 125.8 | 136.0 | 133.1 | 136.9 | 140.4 | 197.7   | 193.3   | 139.1   | 137.3   |
| Novillas (30 a 36 meses).....         | 115.8 | 132.3 | 139.2 | 142.8 | 152.4 | 165.6 | 184.6*  | 216.8   | 170.8   | 164.1   |
| Vacas con cría (3 a 5 años).....      | 126.3 | 151.0 | 182.6 | 183.8 | 196.4 | 218.2 | 226.8   | 228.4   | 224.3   | 204.9   |
| Vacas con cría (5 a 8 años).....      | 119.5 | 135.4 | 172.7 | 182.1 | 186.1 | 199.8 | 251.6   | 239.1   | 197.3   | 187.9   |
| Vacas horras para ceba.....           | 122.6 | 143.2 | 180.8 | 175.6 | 186.5 | 219.8 | 244.5   | 227.9   | 221.3   | 187.1   |
| Vacas horras para sacrificio.....     | 131.1 | 145.3 | 179.6 | 186.3 | 190.6 | 208.7 | 216.6   | 218.0   | 209.7   | 191.6   |
| Ganado porcino:                       | 128.9 | 173.3 | 202.1 | 196.4 | 203.4 | 224.0 | 263.2   | 274.5   | 227.1   | 217.3   |
| Cerdos gordos.....                    | 129.0 | 171.8 | 202.7 | 196.2 | 203.7 | 221.6 | 262.0   | 255.6   | 228.7   | 214.3   |
| Cerdos flacos.....                    | 133.0 | 192.2 | 222.7 | 216.1 | 222.7 | 244.0 | 272.8   | 304.0   | 248.0   | 248.5   |
| Cerdos de levante.....                | 121.6 | 160.3 | 164.8 | 150.2 | 172.8 | 204.3 | 254.5   | 334.4   | 183.7   | 183.0   |
| Ganado ovino:                         | 129.6 | 162.5 | 191.4 | 199.8 | 212.8 | 234.7 | 236.7   | 251.4   | 238.8   | 218.8   |
| Corderos criollos.....                | 129.5 | 162.3 | 191.4 | 203.8 | 216.1 | 235.2 | 218.5   | 254.2   | 234.5   | 225.6   |
| Ovejas criollas.....                  | 129.9 | 163.6 | 193.9 | 202.4 | 213.7 | 236.8 | 261.8   | 253.6   | 247.9   | 216.1   |
| Corderos criollos de levante.....     | 129.0 | 169.8 | 184.0 | 184.1 | 203.4 | 226.2 | 218.8   | 235.4   | 224.8   | 204.9   |
| Total.....                            | 122.4 | 146.2 | 169.6 | 167.2 | 176.2 | 191.4 | 178.0   | 219.8   | 194.2   | 181.1   |

## FERIA SEMANAL DE GANADOS DE FACATATIVA

## A) NUMERO Y VALOR DE LAS TRANSACCIONES DE LAS ESPECIES

CUADRO LXXXIX

| NOMENCLATURA<br>DE LOS GANADOS               | NUMERO DE ANIMALES VENDIDOS |              |              |              |              | VALOR DE LAS TRANSACCIONES (MILES DE PESOS) |              |              |              |            |
|--|-----------------------------|--------------|--------------|--------------|--------------|---|--------------|--------------|--------------|------------|
|  | Año                         | 1964         |              | 1963         | 1962         | Año   | 1964         |              | 1963         | 1962       |
|  | 1963                        | Septre.      | Octubre      | Octubre      | Octubre      | 1963  | Septre.      | Octubre      | Octubre      | Octubre    |
| <b>Ganado vacuno de selección (cruzado):</b> | 11.029                      | 1.354        | 899          | 1.017        | 1.136        | 9.429                                       | 1.292        | 850          | 863          | 828        |
| Machos de levante (8 a 12 meses) ..          | 525                         | 49           | 50           | 34           | 71           | 141   | 16           | 15           | 9            | 19         |
| Machos de levante (12 a 18 meses) ..         | 629                         | 181          | 97           | 42           | 97           | 233   | 76           | 42           | 15           | 36         |
| Machos de levante (18 a 24 meses) ..         | 504                         | 91           | 48           | 93           | 62           | 237   | 50           | 27           | 43           | 29         |
| Novillos para ceba (2 a 3 años) ..           | 783                         | 45           | 54           | 65           | 69           | 451   | 34           | 43           | 38           | 38         |
| Novillos para ceba (3 a 4 años) ..           | 633                         | 55           | 36           | 57           | 90           | 441   | 55           | 39           | 38           | 61         |
| Novillos cebados (3 a 4 años) ..             | 1.314                       | 19           | 13           | 95           | 92           | 1.167                                       | 24           | 16           | 86           | 71         |
| Novillos cebados (4 a 5 años) ..             | 1.159                       | —            | —            | 122          | 97           | 1.610                                       | —            | —            | 168          | 127        |
| Toros y bueyes para sacrificio ..            | 1.976                       | 285          | 178          | 176          | 155          | 2.554                                       | 415          | 267          | 223          | 187        |
| Bueyes para trabajo ..                       | 79                          | 45           | 51           | 15           | 4            | 64  | 54           | 63           | 12           | 3          |
| Terneras (8 a 12 meses) ..                   | 170                         | 27           | 18           | 20           | 32           | 44  | 9            | 6            | 5            | 8          |
| Terneras (12 a 18 meses) ..                  | 267                         | 39           | 34           | 18           | 48           | 96  | 16           | 15           | 7            | 18         |
| Novillas (18 a 24 meses) ..                  | 317                         | 33           | 36           | 29           | 46           | 149   | 19           | 20           | 14           | 21         |
| Novillas (24 a 30 meses) ..                  | 380                         | 37           | 37           | 49           | 38           | 215   | 28           | 31           | 28           | 21         |
| Novillas (30 a 36 meses) ..                  | 442                         | 25           | 23           | 42           | 67           | 304   | 26           | 23           | 29           | 45         |
| Vacas con cría (3 a 5 años) ..               | 114                         | 36           | 12           | 7            | 9            | 158   | 48           | 14           | 10           | 11         |
| Vacas horras para sacrificio ..              | 1.738                       | 387          | 212          | 163          | 159          | 1.565                                       | 422          | 229          | 138          | 133        |
| <b>Ganado vacuno criollo:</b>                | 927                         | 257          | 172          | 88           | 97           | 760   | 357          | 257          | 71           | 78         |
| Toros y bueyes para sacrificio ..            | 927                         | 257          | 172          | 88           | 97           | 760   | 357          | 257          | 71           | 78         |
| <b>Ganado porcino:</b>                       | 1.703                       | 264          | 200          | 164          | 170          | 561   | 113          | 82           | 64           | 50         |
| Cerdos gordos ..                             | 1.588                       | 242          | 178          | 157          | 170          | 544   | 108          | 76           | 63           | 50         |
| Cerdos flacos ..                             | 115                         | 22           | 22           | 7            | —            | 17  | 5            | 6            | 1            | —          |
| <b>Ganado ovino:</b>                         | 1.910                       | 144          | 134          | 194          | 188          | 224   | 25           | 22           | 22           | 21         |
| Ovejas criollas ..                           | 976                         | 49           | 52           | 115          | 104          | 115   | 8            | 9            | 13           | 12         |
| Corderos criollos ..                         | 934                         | 95           | 82           | 79           | 84           | 109   | 17           | 13           | 9            | 9          |
| <b>Otras especies de ganado:</b>             | 319                         | 79           | 81           | 14           | 20           | 191   | 38           | 58           | 8            | 8          |
| <b>Total ..</b>                              | <b>15.888</b>               | <b>2.098</b> | <b>1.486</b> | <b>1.477</b> | <b>1.611</b> | <b>11.156</b>                               | <b>1.825</b> | <b>1.269</b> | <b>1.028</b> | <b>980</b> |

## B) INDICE DE PRECIOS DE LAS PRINCIPALES ESPECIES

(Base: 1955 — 1956 = 100)

| NOMENCLATURA<br>DE LOS GANADOS               | A Ñ O S      |              |              |              |              |              | 1964         |              | 1963         | 1962         |
|--|--------------|--------------|--------------|--------------|--------------|--------------|--------------|--------------|--------------|--------------|
|  | 1958         | 1959         | 1960         | 1961         | 1962         | 1963         | Septre.      | Octubre      | Octubre      | Octubre      |
|  |              |              |              |              |              |              |              |              |              |              |
| <b>Ganado vacuno de selección (cruzado):</b> | 121.7        | 143.0        | 165.2        | 170.8        | 176.2        | 184.4        | 218.5        | 220.9        | 183.1        | 171.8        |
| Machos de levante (8 a 12 meses) ..          | 109.9        | 136.5        | 172.3        | 171.6        | 175.7        | 184.1        | 219.6        | 208.5        | 188.9        | 186.1        |
| Machos de levante (12 a 18 meses) ..         | 113.8        | 135.6        | 165.2        | 160.4        | 162.6        | 170.3        | 194.4        | 199.8        | 166.8        | 171.4        |
| Machos de levante (18 a 24 meses) ..         | 118.0        | 133.1        | 158.6        | 156.7        | 155.2        | 161.2        | 186.5        | 192.9        | 158.7        | 157.8        |
| Novillos para ceba (2 a 3 años) ..           | 124.0        | 137.9        | 158.9        | 154.5        | 155.3        | 160.3        | 211.5        | 221.5        | 163.0        | 156.8        |
| Novillos para ceba (3 a 4 años) ..           | 130.5        | 144.6        | 173.7        | 159.4        | 156.6        | 163.1        | 235.4        | 252.9        | 157.7        | 158.2        |
| Novillos cebados (3 a 4 años) ..             | 121.2        | 141.2        | 159.2        | 152.8        | 151.8        | 164.0        | 230.3        | 228.9        | 166.3        | 143.1        |
| Novillos cebados (4 a 5 años) ..             | 127.7        | 148.1        | 164.8        | 180.7        | 192.3        | 195.3        | 199.5*       | 199.5*       | 193.0        | 183.7        |
| Toros y bueyes para sacrificio ..            | 121.2        | 137.0        | 157.3        | 166.9        | 178.9        | 185.2        | 208.5        | 214.4        | 181.5        | 172.5        |
| Bueyes para trabajo ..                       | 107.0        | 145.6        | 169.3        | 170.2        | 169.3        | 175.9        | 261.9        | 270.3        | 180.3        | 157.7        |
| Terneras (8 a 12 meses) ..                   | 111.2        | 149.7        | 189.5        | 187.7        | 192.6        | 203.0        | 248.0        | 247.1        | 201.7        | 202.7        |
| Terneras (12 a 18 meses) ..                  | 121.2        | 152.9        | 181.6        | 182.7        | 131.4        | 191.4        | 221.9        | 234.5        | 193.4        | 193.4        |
| Novillas (18 a 24 meses) ..                  | 133.9        | 154.6        | 184.0        | 180.4        | 182.3        | 189.1        | 235.8        | 226.9        | 200.1        | 186.0        |
| Novillas (24 a 30 meses) ..                  | 138.6        | 156.9        | 176.2        | 173.2        | 174.8        | 178.6        | 238.0        | 260.5        | 181.2        | 173.0        |
| Novillas (30 a 36 meses) ..                  | 136.2        | 150.9        | 172.1        | 167.1        | 169.4        | 173.9        | 265.3        | 256.3        | 175.5        | 171.1        |
| Vacas con cría (3 a 5 años) ..               | 111.1        | 134.9        | 175.9        | 198.5        | 195.3        | 214.3        | 204.6        | 178.5        | 212.6        | 194.6        |
| Vacas horras para sacrificio ..              | 116.5        | 151.2        | 180.8        | 188.8        | 188.5        | 201.9        | 244.4        | 242.1        | 201.4        | 186.8        |
| <b>Ganado vacuno criollo:</b>                | 116.4        | 125.3        | 148.2        | 176.4        | 169.8        | 173.0        | 296.9        | 319.9        | 172.0        | 161.1        |
| Toros y bueyes para sacrificio ..            | 116.4        | 125.3        | 148.2        | 176.4        | 169.8        | 173.0        | 296.9        | 319.9        | 172.0        | 161.1        |
| <b>Ganado porcino:</b>                       | 94.8         | 116.3        | 126.0        | 133.8        | 130.8        | 145.0        | 194.8        | 188.6        | 164.0        | 127.0        |
| Cerdos gordos ..                             | 94.5         | 116.1        | 124.6        | 133.3        | 130.1        | 146.4        | 190.7        | 182.3        | 171.2        | 127.0        |
| Cerdos flacos ..                             | 97.0         | 117.4        | 128.9        | 137.5        | 131.8        | 134.8        | 225.5        | 235.7        | 109.7        | —            |
| <b>Ganado ovino:</b>                         | 136.1        | 161.0        | 200.6        | 205.0        | 209.4        | 225.5        | 326.5        | 315.6        | 218.7        | 205.2        |
| Ovejas criollas ..                           | 135.6        | 162.9        | 199.7        | 205.2        | 212.9        | 224.9        | 298.7        | 319.6        | 216.5        | 209.5        |
| Corderos criollos ..                         | 136.7        | 159.1        | 201.5        | 204.8        | 205.8        | 226.1        | 355.4        | 311.4        | 220.9        | 206.8        |
| <b>Total ..</b>                              | <b>120.5</b> | <b>141.2</b> | <b>163.1</b> | <b>169.9</b> | <b>174.3</b> | <b>182.7</b> | <b>222.5</b> | <b>225.4</b> | <b>182.2</b> | <b>169.8</b> |

\* Dato prolongado.